

Description

IP66, Class I. Class II on request. IK10. Marine-grade die-cast aluminium alloy. 5CE superior corrosion protection including PCS hardware. Silicone CCG® Controlled Compression Gasket. Polycarbonate main lens. CAD-optimised optics for superior illumination and glare control.

Service door with fused cable connecting box.

Specifications

Material description

Body	Marine-grade, all-aluminium construction																
Lens	Polycarbonate lens																
Colours	<table><tr><td>RAL9004</td><td>RAL9006</td><td>RAL9016</td><td>RAL7016</td></tr><tr><td>Signal black</td><td>White aluminium</td><td>Traffic white</td><td>Anthracite grey</td></tr><tr><td>RAL9007</td><td></td><td></td><td></td></tr><tr><td>Grey aluminium</td><td></td><td></td><td></td></tr></table>	RAL9004	RAL9006	RAL9016	RAL7016	Signal black	White aluminium	Traffic white	Anthracite grey	RAL9007				Grey aluminium			
RAL9004	RAL9006	RAL9016	RAL7016														
Signal black	White aluminium	Traffic white	Anthracite grey														
RAL9007																	
Grey aluminium																	
Fasteners	PCS Polymer Coated Stainless Steel hardware																
Ingress protection	IP66																
Impact resistance	IK10																
Corrosion resistance	5CE																

Electrical description




Power supply	220-240V / 50-60 Hz
Driver / Ballast	Integral EC electronic converter
Surge protection	10/10kV
Energy efficiency	B-C (Light source)

Additional information



Lifetime	Ta=25° L70B50 > 50000h
----------	------------------------

Options

Light distribution

-  [C60] symmetric distribution
-  [C50] controlled symmetric distribution
-  [R50] rectangular




Colour temperature

-  3000K
-  4000K
-  2700K

Nominal Watt

- 17 W
- 24 W
- 37 W

Configurations

Light distribution	Part ID	Light source	Rated lumens	Rated input power	CRI
 <p>[C50] controlled symmetric distribution</p>	115-1778	LED-1/17W/2700K	2397.8 lm	17 W	80
	115-1521	LED-1/17W/3000K	2508.1 lm	17 W	80
	115-1522	LED-1/17W/4000K	2614.3 lm	17 W	80
	115-1779	LED-1/24W/2700K	3308.7 lm	24 W	80
	115-1523	LED-1/24W/3000K	3447.6 lm	24 W	80
	115-1524	LED-1/24W/4000K	3594.6 lm	24 W	80
	115-1837	LED-1/37W/2700K	5020.2 lm	37 W	80
	115-1565	LED-1/37W/3000K	5171.3 lm	37 W	80
	115-1566	LED-1/37W/4000K	5469.5 lm	37 W	80
	 <p>[C60] symmetric distribution</p>	115-1780	LED-1/17W/2700K	1980.1 lm	17 W
115-1517		LED-1/17W/3000K	2071.2 lm	17 W	80
115-1518		LED-1/17W/4000K	2158.9 lm	17 W	80
115-1781		LED-1/24W/2700K	2732.3 lm	24 W	80
115-1519		LED-1/24W/3000K	2847 lm	24 W	80
115-1520		LED-1/24W/4000K	2968.4 lm	24 W	80
115-1838		LED-1/37W/2700K	4145.7 lm	37 W	80
115-1563		LED-1/37W/3000K	4270.5 lm	37 W	80
115-1564		LED-1/37W/4000K	4516.7 lm	37 W	80
 <p>[R50] rectangular</p>		115-1846	LED-1/17W/2700K	2297.6 lm	17 W
	115-1840	LED-1/17W/3000K	2403.3 lm	17 W	80
	115-1845	LED-1/17W/4000K	2505.1 lm	17 W	80
	115-1849	LED-1/24W/2700K	3170.5 lm	24 W	80
	115-1847	LED-1/24W/3000K	3303.6 lm	24 W	80
	115-1848	LED-1/24W/4000K	3444.5 lm	24 W	80
	115-1852	LED-1/37W/2700K	4810.5 lm	37 W	80
	115-1850	LED-1/37W/3000K	4955.4 lm	37 W	80
	115-1851	LED-1/37W/4000K	5241.1 lm	37 W	80