

#### Description

IP66, Class I. Class II on request. IK10. Marine-grade die-cast aluminium alloy. 5CE superior corrosion protection including PCS hardware. Silicone CCG® Controlled Compression Gasket. Polycarbonate main lens. CAD-optimised optics for superior illumination and glare control.

Service door with fused cable connecting box.

## Specifications

### Material description

Body	Marine-grade, all-aluminium construction																
Lens	Polycarbonate lens																
Colours	<table><tr><td><b>RAL9004</b></td><td><b>RAL9006</b></td><td><b>RAL9016</b></td><td><b>RAL7016</b></td></tr><tr><td>Signal black</td><td>White aluminium</td><td>Traffic white</td><td>Anthracite grey</td></tr><tr><td><b>RAL9007</b></td><td></td><td></td><td></td></tr><tr><td>Grey aluminium</td><td></td><td></td><td></td></tr></table>	<b>RAL9004</b>	<b>RAL9006</b>	<b>RAL9016</b>	<b>RAL7016</b>	Signal black	White aluminium	Traffic white	Anthracite grey	<b>RAL9007</b>				Grey aluminium			
<b>RAL9004</b>	<b>RAL9006</b>	<b>RAL9016</b>	<b>RAL7016</b>														
Signal black	White aluminium	Traffic white	Anthracite grey														
<b>RAL9007</b>																	
Grey aluminium																	
Fasteners	PCS Polymer Coated Stainless Steel hardware																
Ingress protection	IP66																
Impact resistance	IK10																
Corrosion resistance	5CE																

### Electrical description

Power supply	220-240V / 50-60 Hz
Driver / Ballast	Integral EC electronic converter
Surge protection	10/10kV
Energy efficiency	B-C (Light source)

### Additional information

Lifetime	Ta=25° L70B50 > 50000h
----------	------------------------

**Options****Light distribution    Colour temperature    Nominal Watt**

[C60]



3000K

17 W

24 W

37 W



[C50]



4000K






[R50]



2700K

## Configurations

Light distribution	Part ID	Light source	Rated lumens	Rated input power	CRI
 [C50]	115-1778	LED-1/17W/2700K	2397.8 lm	17 W	80
	115-1521	LED-1/17W/3000K	2508.1 lm	17 W	80
	115-1522	LED-1/17W/4000K	2614.3 lm	17 W	80
	115-1779	LED-1/24W/2700K	3308.7 lm	24 W	80
	115-1523	LED-1/24W/3000K	3447.6 lm	24 W	80
	115-1524	LED-1/24W/4000K	3594.6 lm	24 W	80
	115-1837	LED-1/37W/2700K	5020.2 lm	37 W	80
	115-1565	LED-1/37W/3000K	5171.3 lm	37 W	80
	115-1566	LED-1/37W/4000K	5469.5 lm	37 W	80
	 [C60]	115-1780	LED-1/17W/2700K	1980.1 lm	17 W
115-1517		LED-1/17W/3000K	2071.2 lm	17 W	80
115-1518		LED-1/17W/4000K	2158.9 lm	17 W	80
115-1781		LED-1/24W/2700K	2732.3 lm	24 W	80
115-1519		LED-1/24W/3000K	2847 lm	24 W	80
115-1520		LED-1/24W/4000K	2968.4 lm	24 W	80
115-1838		LED-1/37W/2700K	4145.7 lm	37 W	80
115-1563		LED-1/37W/3000K	4270.5 lm	37 W	80
115-1564		LED-1/37W/4000K	4516.7 lm	37 W	80
 [R50]		115-1846	LED-1/17W/2700K	2297.6 lm	17 W
	115-1840	LED-1/17W/3000K	2403.3 lm	17 W	80
	115-1845	LED-1/17W/4000K	2505.1 lm	17 W	80
	115-1849	LED-1/24W/2700K	3170.5 lm	24 W	80
	115-1847	LED-1/24W/3000K	3303.6 lm	24 W	80
	115-1848	LED-1/24W/4000K	3444.5 lm	24 W	80
	115-1852	LED-1/37W/2700K	4810.5 lm	37 W	80
	115-1850	LED-1/37W/3000K	4955.4 lm	37 W	80
	115-1851	LED-1/37W/4000K	5241.1 lm	37 W	80