

Description

IP66. Class I. IK10. Marine-grade, all-aluminium construction. Pole section features anodised aluminium core. 5CE superior corrosion protection + primer including PCS hardware. Polycarbonate main lens, UV-stabilised. Silicone CCG® Controlled Compression Gasket. Luminaire is factory-sealed and does not need to be opened during installation.

Integral EC electronic converter. Advanced thermal management protects LEDs while optimising lumens output. CAD-optimised optics for superior illumination and glare control.

Available in 2200 K on request

Specifications

Material description

Colours	RAL9004 Signal black	RAL9007 Grey aluminium	RAL9006 White aluminium
Ingress protection	IP66		
Impact resistance	IK10		
Corrosion resistance	5CE+Primer		

Electrical description

Power supply	220-240V / 50-60 Hz
Driver / Ballast	Integral EC electronic converter, DALI
Surge protection	10/10kV
Energy efficiency	E-F-D (Light source)

Additional information

Lifetime	11W - $T_a=25^{\circ}$ L70B50>50000h 15W - $T_a=25^{\circ}$ L70B50>50000h
----------	--

Options

Light distribution



[C70] symmetric



[S60] asymmetric, side throw


Colour temperature



2700K



3000K





4000K

Nominal Watt

11 W

15 W

Configurations

Light distribution	Part ID	Light source	Rated lumens	Rated input power	CRI
 [C70] symmetric	115-9759	LED-1/11W/2700K	844.7 lm	11 W	80
	115-9760	LED-1/11W/3000K	890.7 lm	11 W	80
	115-9761	LED-1/11W/4000K	948.1 lm	11 W	80
	115-9763	LED-1/15W/2700K	1167.8 lm	15 W	80
	115-9764	LED-1/15W/3000K	1182.5 lm	15 W	80
	115-9765	LED-1/15W/4000K	1262.9 lm	15 W	80
 [S60] asymmetric, side throw	115-9789	LED-1/11W/2700K	843.6 lm	11 W	80
	115-9790	LED-1/11W/3000K	889.5 lm	11 W	80
	115-9791	LED-1/11W/4000K	946.9 lm	11 W	80
	115-9793	LED-1/15W/2700K	1166.3 lm	15 W	80
	115-9794	LED-1/15W/3000K	1180.9 lm	15 W	80
	115-9795	LED-1/15W/4000K	1261.3 lm	15 W	80