

Description

IP66. Class I. IK10. Marine-grade, all-aluminium construction. Pole section features anodised aluminium core. 5CE superior corrosion protection including PCS hardware. Silicone CCG® Controlled Compression Gasket. Polycarbonate main lens, UV-stabilised. Integral EC electronic converter in thermally separated compartment. DALI. CAD-optimised optics for superior illumination and glare control. Factory installed LED circuit board. The luminaire is factory-sealed and does not need to be opened during installation.

Optional 2200 K version available. To be specified at time of ordering.

Optional 1-10V version available. To be specified at time of ordering.

Specifications

Material description

Colours	RAL9004	RAL9007	RAL7016	RAL9016
	Signal black	Grey aluminium	Anthracite grey	Traffic white
	RAL9006			
	White aluminium			
Ingress protection	IP66			
Impact resistance	IK10			

Electrical description

Power supply	220-240V / 50-60 Hz
Driver / Ballast	Integral EC electronic converter, DALI
Surge protection	10/10kV
Energy efficiency	E-F-D (Light source)

Additional information

Options

Light distribution



[C70] symmetric



[S60] asymmetric, side throw


Colour temperature



2700K



3000K





4000K

Nominal Watt

11 W

15 W

Configurations

Light distribution	Part ID	Light source	Rated lumens	Rated input power	CRI
 [C70] symmetric	115-9751	LED-1/11W/2700K	844.7 lm	11 W	80
	115-9752	LED-1/11W/3000K	890.7 lm	11 W	80
	115-9753	LED-1/11W/4000K	948.1 lm	11 W	80
	115-9755	LED-1/15W/2700K	1167.8 lm	15 W	80
	115-9756	LED-1/15W/3000K	1182.5 lm	15 W	80
	115-9757	LED-1/15W/4000K	1262.9 lm	15 W	80
	 [S60] asymmetric, side throw	115-9781	LED-1/11W/2700K	843.6 lm	11 W
115-9782		LED-1/11W/3000K	889.5 lm	11 W	80
115-9783		LED-1/11W/4000K	946.9 lm	11 W	80
115-9785		LED-1/15W/2700K	1166.3 lm	15 W	80
115-9786		LED-1/15W/3000K	1180.9 lm	15 W	80
115-9787		LED-1/15W/4000K	1261.3 lm	15 W	80