

Description

IP66. Class I. IK10. Marine-grade, all-aluminium construction. Pole section features anodised aluminium core. 5CE superior corrosion protection including PCS hardware. Silicone CCG® Controlled Compression Gasket. Polycarbonate main lens, UV-stabilised. Integral EC electronic converter in thermally separated compartment. DALI. CAD-optimised optics for superior illumination and glare control. Factory installed LED circuit board. The luminaire is factory-sealed and does not need to be opened during installation.

Optional 2200 K version available. To be specified at time of ordering.

Optional 1-10V version available. To be specified at time of ordering.

Supplied as a complete luminaire (luminaire head and standpipe). Please note: The standpipe height must be entered for the photometric calculation.

Specifications

Material description

| | | | | |
|--------------------|-----------------|----------------|-----------------|----------------|
| Colours | RAL9004 | RAL9007 | RAL7016 | RAL9016 |
| | Signal black | Grey aluminium | Anthracite grey | Traffic white |
| | RAL9006 | | | |
| | White aluminium | | | |
| Ingress protection | IP66 | | | |
| Impact resistance | IK10 | | | |

Electrical description

| | |
|-------------------|--|
| Power supply | 220-240V / 50-60 Hz |
| Driver / Ballast | Integral EC electronic converter, DALI |
| Surge protection | 10/10kV |
| Energy efficiency | E-F-D (Light source) |

Additional information

Options

Light distribution



[C70] symmetric



[S60] asymmetric, side throw


Colour temperature



2700K



3000K





4000K

Nominal Watt

11 W

15 W

Configurations

| Light distribution | Part ID | Light source | Rated lumens | Rated input power | CRI |
|---|--|-----------------|-----------------|-------------------|------|
|  [C70] symmetric | 115-9771 | LED-1/11W/2700K | 844.7 lm | 11 W | 80 |
| | 115-9772 | LED-1/11W/3000K | 890.7 lm | 11 W | 80 |
| | 115-9773 | LED-1/11W/4000K | 948.1 lm | 11 W | 80 |
| | 115-9775 | LED-1/15W/2700K | 1167.8 lm | 15 W | 80 |
| | 115-9776 | LED-1/15W/3000K | 1182.5 lm | 15 W | 80 |
| | 115-9777 | LED-1/15W/4000K | 1262.9 lm | 15 W | 80 |
| |  [S60] asymmetric, side throw | 115-9801 | LED-1/11W/2700K | 843.6 lm | 11 W |
| 115-9802 | | LED-1/11W/3000K | 889.5 lm | 11 W | 80 |
| 115-9803 | | LED-1/11W/4000K | 946.9 lm | 11 W | 80 |
| 115-9805 | | LED-1/15W/2700K | 1166.3 lm | 15 W | 80 |
| 115-9806 | | LED-1/15W/3000K | 1180.9 lm | 15 W | 80 |
| 115-9807 | | LED-1/15W/4000K | 1261.3 lm | 15 W | 80 |