

Description

Tunable white. IP66. Class I. IK10. Marine-grade, all-aluminium construction. Pole section features anodised aluminium core. 5CE superior corrosion protection including PCS hardware. Polycarbonate main lens, UV-stabilised. Silicone CCG® Controlled Compression Gasket. Luminaire is factory-sealed and does not need to be opened during installation.

Integral EC electronic converter. Advanced thermal management protects LEDs while optimising lumens output. CAD-optimised optics for superior illumination and glare control. LED circuit board with Tunable White Technology. DALI Interface. For other control interface options to suit specific project requirements, contact WE-EF

Specifications

Material description

Colours	RAL9004 Signal black	RAL9007 Grey aluminium	RAL7016 Anthracite grey	RAL9016 Traffic white
Ingress protection	IP66			
Impact resistance	IK10			


Electrical description


Driver / Ballast	Integral EC electronic converter, DALI
Surge protection	10/10kV
Energy efficiency	F (Light source)

Additional information

Options

Light distribution

 [C70] symmetric

 [S60] asymmetric, side throw



Colour temperature

2700-5000K

Nominal Watt

10 W

Configurations

Light distribution	Part ID	Light source	Rated lumens	Rated input power	CRI
 [C70] symmetric	115-9812	LED-1/10W/2700-5000K	699.9 lm	10 W	80
 [S60] asymmetric, side throw	115-9815	LED-1/10W/2700-5000K	567.2 lm	10 W	80