

Description

IP66. IK08. Marine-grade, die-cast aluminium alloy. 5CE superior corrosion protection including PCS hardware. Safety glass lens, hinged. Silicone CCG® Controlled Compression Gasket.

Integral EC electronic converter. DALI interface. Advanced thermal management protects LEDs while optimising lumens output. Removable LED boards for upgrading. CAD-optimised optics for superior illumination and glare control. OLC® One LED Concept.

Maximum spacing for streetlighting applications depends on wattage and light distribution: 5.5 to 9 times the mounting height.

Specifications

Material description




Body	Marine-grade, die-cast aluminium alloy			
Lens	Safety glass lens, hinged			
Colours	RAL9004	RAL9016	RAL7016	RAL9007
	Signal black	Traffic white	Anthracite grey	Grey aluminium
Gasket	Silicone CCG® Controlled Compression Gasket			
Fasteners	PCS Polymer Coated Stainless Steel Hardware			
Ingress protection	IP66			
Impact resistance	IK08			
Corrosion resistance	5CE			

Electrical description

Power supply	220-240V / 50-60 Hz
Driver / Ballast	Integral electronic converter with DALI interface
Surge protection	6/6 kV (optional SP10)
Energy efficiency	C-D (Light source)

Additional information

Windage	0.042 m ²
Lifetime	Ta=25° L90B10 > 90000h

Options**Light distribution** [S65] asymmetric, side throw [R65] rectangular, side throw [A60] asymmetric, forward throw [P65] pedestrian/bicycle lane**Colour temperature** 3000K 4000K 2700K**Nominal Watt**




12 W


18 W

24 W

36 W

Configurations

Light distribution	Part ID	Light source	Rated lumens	Rated input power	CRI
 <p>[A60] asymmetric, forward throw</p>	108-2496	LED-12/12W/2700K	1342.3 lm	12 W	80
	108-1777	LED-12/12W/3000K	1434.9 lm	12 W	80
	108-1778	LED-12/12W/4000K	1573.7 lm	12 W	80
	108-2497	LED-12/24W/2700K	2426.7 lm	24 W	80
	108-1624	LED-12/24W/3000K	2606.4 lm	24 W	80
	108-1629	LED-12/24W/4000K	2786.2 lm	24 W	80
	108-2498	LED-18/18W/2700K	2013.4 lm	18 W	80
	108-1785	LED-18/18W/3000K	2152.3 lm	18 W	80
	108-1786	LED-18/18W/4000K	2360.6 lm	18 W	80
	108-2499	LED-18/36W/2700K	3640 lm	36 W	80
	108-1727	LED-18/36W/3000K	3909.6 lm	36 W	80
	108-1728	LED-18/36W/4000K	4179.3 lm	36 W	80
 <p>[P65] pedestrian/bicycle lane</p>	108-2500	LED-12/12W/2700K	1356.8 lm	12 W	80
	108-1779	LED-12/12W/3000K	1450.4 lm	12 W	80
	108-1780	LED-12/12W/4000K	1590.8 lm	12 W	80
	108-2501	LED-12/24W/2700K	2453 lm	24 W	80
	108-1625	LED-12/24W/3000K	2634.7 lm	24 W	80
	108-1630	LED-12/24W/4000K	2816.4 lm	24 W	80
	108-2502	LED-18/18W/2700K	2035.3 lm	18 W	80
	108-1787	LED-18/18W/3000K	2175.6 lm	18 W	80
	108-1788	LED-18/18W/4000K	2386.2 lm	18 W	80
	108-2503	LED-18/36W/2700K	3679.5 lm	36 W	80
	108-1729	LED-18/36W/3000K	3952 lm	36 W	80
	108-1730	LED-18/36W/4000K	4224.6 lm	36 W	80
 <p>[R65] rectangular, side throw</p>	108-2492	LED-12/12W/2700K	1253.7 lm	12 W	80
	108-1775	LED-12/12W/3000K	1340.2 lm	12 W	80
	108-1776	LED-12/12W/4000K	1469.9 lm	12 W	80
	108-2493	LED-12/24W/2700K	2266.5 lm	24 W	80
	108-1622	LED-12/24W/3000K	2434.4 lm	24 W	80
	108-1623	LED-12/24W/4000K	2602.3 lm	24 W	80
	108-2494	LED-18/18W/2700K	1880.6 lm	18 W	80
	108-1783	LED-18/18W/3000K	2010.3 lm	18 W	80
	108-1784	LED-18/18W/4000K	2204.8 lm	18 W	80
	108-2495	LED-18/36W/2700K	3399.8 lm	36 W	80

Light distribution	Part ID	Light source	Rated lumens	Rated input power	CRI
 [S65] asymmetric, side throw	108-1725	LED-18/36W/3000K	3651.7 lm	36 W	80
	108-1726	LED-18/36W/4000K	3903.5 lm	36 W	80
	108-2488	LED-12/12W/2700K	1431.8 lm	12 W	80
	108-1773	LED-12/12W/3000K	1530.6 lm	12 W	80
	108-1774	LED-12/12W/4000K	1678.7 lm	12 W	80
	108-2489	LED-12/24W/2700K	2588.6 lm	24 W	80
	108-1627	LED-12/24W/3000K	2780.3 lm	24 W	80
	108-1632	LED-12/24W/4000K	2972.1 lm	24 W	80
	108-2490	LED-18/18W/2700K	2147.8 lm	18 W	80
	108-1781	LED-18/18W/3000K	2295.9 lm	18 W	80
	108-1782	LED-18/18W/4000K	2518.1 lm	18 W	80
	108-2491	LED-18/36W/2700K	3882.9 lm	36 W	80
	108-1723	LED-18/36W/3000K	4170.5 lm	36 W	80
	108-1724	LED-18/36W/4000K	4458.1 lm	36 W	80