

Description

IP66, Class I. Class II on request. IK08. Marine-grade die-cast aluminium alloy. 5CE superior corrosion protection including PCS hardware. Silicone CCG® Controlled Compression Gasket. Safety glass lens, hinged. PMMA OLC® optics for superior illumination and glare control.

Optional 2200 K version up to max. 1050mA available. To be specified at time of ordering.

Brackets to be ordered separately.

Specifications

Material description

Body	Marine-grade, die-cast aluminium alloy			
Lens	Safety glass lens, hinged			
Colours	RAL9004 Signal black	RAL9006 White aluminium	RAL9016 Traffic white	RAL7016 Anthracite grey
	RAL9007 Grey aluminium			
Fasteners	PCS Polymer Coated Stainless Steel Hardware			
Ingress protection	IP66			
Impact resistance	IK08			
Corrosion resistance	5CE			

Electrical description


Power supply	220-240V / 50-60 Hz
Driver / Ballast	Integral EC electronic converter. DALI
Surge protection	6/6 kV (optional SP10)
Energy efficiency	C-D (Light source)

Additional information


Windage	0.075 m ²
Lifetime	Ta=25° L90B10 > 90000h


Options

Light distribution

 [S65] asymmetric, side throw


 [R65] rectangular, side throw

 [A60] asymmetric, forward throw

 [P45R] pedestrian crossing, right-hand traffic

Colour temperature

 3000K

 4000K

 2700K

Nominal Watt


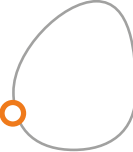

36 W


48 W

54 W

72 W

Configurations

Light distribution	Part ID	Light source	Rated lumens	Rated input power	CRI
 <p>[A60] asymmetric, forward throw</p>	108-2512	LED-18/36W/2700K	3630.5 lm	36 W	80
	108-2512-70	LED-18/36W/2700K	3899.5 lm	36 W	70
	108-1703	LED-18/36W/3000K	3899.5 lm	36 W	80
	108-1703-70	LED-18/36W/3000K	4437.3 lm	36 W	70
	108-1704	LED-18/36W/4000K	4168.4 lm	36 W	80
	108-1704-70	LED-18/36W/4000K	4706.3 lm	36 W	70
	108-2513	LED-18/54W/2700K	5513 lm	54 W	80
	108-2513-70	LED-18/54W/2700K	6319.8 lm	54 W	70
	108-1691	LED-18/54W/3000K	5782 lm	54 W	80
	108-1691-70	LED-18/54W/3000K	6588.8 lm	54 W	70
	108-1692	LED-18/54W/4000K	6050.9 lm	54 W	80
	108-1692-70	LED-18/54W/4000K	6857.7 lm	54 W	70
	108-2514	LED-24/48W/2700K	4840.7 lm	48 W	80
	108-2514-70	LED-24/48W/2700K	5199.3 lm	48 W	70
	108-1681	LED-24/48W/3000K	5199.3 lm	48 W	80
	108-1681-70	LED-24/48W/3000K	5916.4 lm	48 W	70
	108-1682	LED-24/48W/4000K	5557.9 lm	48 W	80
	108-1682-70	LED-24/48W/4000K	6275 lm	48 W	70
	108-2515	LED-24/72W/2700K	7350.7 lm	72 W	80
	108-2515-70	LED-24/72W/2700K	8426.4 lm	72 W	70
108-1638	LED-24/72W/3000K	7709.3 lm	72 W	80	
108-1638-70	LED-24/72W/3000K	8785 lm	72 W	70	
108-1643	LED-24/72W/4000K	8067.9 lm	72 W	80	
108-1643-70	LED-24/72W/4000K	9143.6 lm	72 W	70	
 <p>[P45R] pedestrian crossing, right-hand traffic</p>	108-2516	LED-24/72W/2700K	7943.3 lm	72 W	80
	108-2516-70	LED-24/72W/2700K	8732 lm	72 W	70
	108-1981	LED-24/72W/3000K	8330.8 lm	72 W	80
	108-1981-70	LED-24/72W/3000K	9103.6 lm	72 W	70
	108-1982	LED-24/72W/4000K	8718.3 lm	72 W	80
108-1982-70	LED-24/72W/4000K	9475.2 lm	72 W	70	
	108-2508	LED-18/36W/2700K	3547.9 lm	36 W	80
	108-2508-70	LED-18/36W/2700K	3810.7 lm	36 W	70
	108-1701	LED-18/36W/3000K	3810.7 lm	36 W	80
	108-1701-70	LED-18/36W/3000K	4336.3 lm	36 W	70

Light distribution	Part ID	Light source	Rated lumens	Rated input power	CRI	
[R65] rectangular, side throw	108-1702	LED-18/36W/4000K	4073.5 lm	36 W	80	
	108-1702-70	LED-18/36W/4000K	4599.1 lm	36 W	70	
	108-2509	LED-18/54W/2700K	5387.5 lm	54 W	80	
	108-2509-70	LED-18/54W/2700K	6175.9 lm	54 W	70	
	108-1689	LED-18/54W/3000K	5650.3 lm	54 W	80	
	108-1689-70	LED-18/54W/3000K	6438.7 lm	54 W	70	
	108-1690	LED-18/54W/4000K	5913.1 lm	54 W	80	
	108-1690-70	LED-18/54W/4000K	6701.5 lm	54 W	70	
	108-2510	LED-24/48W/2700K	4730.5 lm	48 W	80	
	108-2510-70	LED-24/48W/2700K	5080.9 lm	48 W	70	
	108-1679	LED-24/48W/3000K	5080.9 lm	48 W	80	
	108-1679-70	LED-24/48W/3000K	5781.7 lm	48 W	70	
	108-1680	LED-24/48W/4000K	5431.3 lm	48 W	80	
	108-1680-70	LED-24/48W/4000K	6132.1 lm	48 W	70	
	108-2511	LED-24/72W/2700K	7183.4 lm	72 W	80	
	108-2511-70	LED-24/72W/2700K	8234.6 lm	72 W	70	
	108-1634	LED-24/72W/3000K	7533.8 lm	72 W	80	
	108-1634-70	LED-24/72W/3000K	8585 lm	72 W	70	
	108-1639	LED-24/72W/4000K	7884.2 lm	72 W	80	
	108-1639-70	LED-24/72W/4000K	8935.4 lm	72 W	70	
	 [S65] asymmetric, side throw	108-2504	LED-18/36W/2700K	3894.3 lm	36 W	80
		108-2504-70	LED-18/36W/2700K	4182.7 lm	36 W	70
		108-1699	LED-18/36W/3000K	4182.7 lm	36 W	80
		108-1699-70	LED-18/36W/3000K	4759.7 lm	36 W	70
		108-1700	LED-18/36W/4000K	4471.2 lm	36 W	80
		108-1700-70	LED-18/36W/4000K	5048.1 lm	36 W	70
108-2505		LED-18/54W/2700K	5913.5 lm	54 W	80	
108-2505-70		LED-18/54W/2700K	6778.9 lm	54 W	70	
108-1687		LED-18/54W/3000K	6202 lm	54 W	80	
108-1687-70		LED-18/54W/3000K	7067.4 lm	54 W	70	
108-1688		LED-18/54W/4000K	6490.5 lm	54 W	80	
108-1688-70		LED-18/54W/4000K	7355.9 lm	54 W	70	
108-2506		LED-24/48W/2700K	5192.4 lm	48 W	80	
108-2506-70		LED-24/48W/2700K	5577 lm	48 W	70	
108-1677		LED-24/48W/3000K	5577 lm	48 W	80	
108-1677-70		LED-24/48W/3000K	6346.2 lm	48 W	70	

Light distribution	Part ID	Light source	Rated lumens	Rated input power	CRI
	108-1678	LED-24/48W/4000K	5961.6 lm	48 W	80
	108-1678-70	LED-24/48W/4000K	6730.9 lm	48 W	70
	108-2507	LED-24/72W/2700K	7884.7 lm	72 W	80
	108-2507-70	LED-24/72W/2700K	9038.6 lm	72 W	70
	108-1635	LED-24/72W/3000K	8269.3 lm	72 W	80
	108-1635-70	LED-24/72W/3000K	9423.2 lm	72 W	70
	108-1641	LED-24/72W/4000K	8654 lm	72 W	80
	108-1641-70	LED-24/72W/4000K	9807.8 lm	72 W	70