

Beschreibung

IP66, SKI. SKII auf Anfrage. IK08. Korrosionsbeständiger Aluminiumguss. PCS beschichtete Edelstahlschrauben. 5CE Korrosionsschutz. CCG® Silikondichtung. RFC® Reflection Free Contour Abdeckung. Eingebaute elektronische Betriebsgeräte, thermisch getrennt. DALI. CAD-optimierte OLC® One LED Concept Technik zur Lichtlenkung und Entblendung. Eingebaute LED Platine. Die Leuchte wird anschlussfertig geliefert und muss zur Installation nicht geöffnet werden.

Variante mit 2200 K bis max. 1050 mA erhältlich, bei Bestellung bitte angeben.

Eco Step Dim® bis 1050 mA auf Anfrage

Ausleger sind separat zu bestellen.

Empfohlene Masthöhe, je nach Leistung, 5,0 - 8,0 m, zugehörige Ausleger sind separat zu bestellen.

Photometrische Dateien (IES, LDT) für Lichtverteilungen [S60] [S65] [S70] [R65] [P65] [A60] mit Backlight Shield auf Anfrage.

Spezifikationen

Materialbeschreibung

Gehäuse	Korrosionsbeständiger Aluminiumguss			
Abdeckung	RFC® Reflection Free Contour technology			
Farben	RAL9004	RAL9016	RAL7016	RAL9007
	Signalschwarz	Verkehrsweiß	Anthrazitgrau	Graualuminium
Dichtung	CCG® Silikondichtung			
Schrauben	PCS beschichtete Edelstahlschrauben			
Schutzart	IP66			
Schlagfestigkeit	IK08			
Korrosionsbeständigkeit	5CE			

Elektrische Beschreibung





Netz	220-240V / 50-60 Hz
Netzgerät / Vorschaltgerät	Eingebaute elektronische Betriebsgeräte. DALI
Überspannungsschutz	6/6 kV (optional SP10)
Energieeffizienz	C-D (Lichtquelle)

Weitere Informationen

Länge x Breite (mm)	
Windangriffsfläche	0.23
Lebensdauer	Ta=25° L90B10 > 90000h




Auswahl

Lichtverteilung

 [S70] asymmetrisch seitlich [S65] asymmetrisch seitlich [S60] asymmetrisch seitlich [R65] [A60] asymmetrisch vorwärts gerichtet [P45L] [P45R]


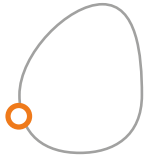
Farbtemperaturen


Nominal Watt


	4000K	96 W
	3000K	72 W
	2700K	48 W
		108 W
		144 W
		207 W

Konfigurationen

Lichtverteilung	Artikelnummer	Lichtquelle	Bemessungslichtstrom	Bemessungsleistung	CRI
 <p>[A60] asymmetrisch vorwärts gerichtet</p>	108-2478	LED-24/48W/2700K	5352.6 lm	48 W	80
	108-1019	LED-24/48W/3000K	5749.1 lm	48 W	80
	108-1019-70	LED-24/48W/3000K	6542.1 lm	48 W	70
	108-0961	LED-24/48W/4000K	6145.6 lm	48 W	80
	108-0961-70	LED-24/48W/4000K	6938.6 lm	48 W	70
	108-2479	LED-24/72W/2700K	8110.5 lm	72 W	80
	108-2479-70	LED-24/72W/2700K	9297.4 lm	72 W	70
	108-1021	LED-24/72W/3000K	8506.1 lm	72 W	80
	108-1021-70	LED-24/72W/3000K	9693 lm	72 W	70
	108-0964	LED-24/72W/4000K	8901.8 lm	72 W	80
	108-0964-70	LED-24/72W/4000K	10088.7 lm	72 W	70
	108-2480	LED-36/72W/2700K	8029 lm	72 W	80
	108-2480-70	LED-36/72W/2700K	8623.7 lm	72 W	70
	108-1023	LED-36/72W/3000K	8623.7 lm	72 W	80
	108-1023-70	LED-36/72W/3000K	9813.2 lm	72 W	70
	108-0962	LED-36/72W/4000K	9218.5 lm	72 W	80
	108-0962-70	LED-36/72W/4000K	10407.9 lm	72 W	70
	108-2481	LED-36/108W/2700K	12165.7 lm	108 W	80
	108-2481-70	LED-36/108W/2700K	13946.1 lm	108 W	70
	108-1025	LED-36/108W/3000K	12759.2 lm	108 W	80
	108-1025-70	LED-36/108W/3000K	14539.6 lm	108 W	70
	108-0965	LED-36/108W/4000K	13352.6 lm	108 W	80
	108-0965-70	LED-36/108W/4000K	15133 lm	108 W	70
	108-2482	LED-48/96W/2700K	10705.3 lm	96 W	80
	108-2482-70	LED-48/96W/2700K	11498.3 lm	96 W	70
	108-1027	LED-48/96W/3000K	11498.3 lm	96 W	80
	108-1027-70	LED-48/96W/3000K	13084.3 lm	96 W	70
	108-0963	LED-48/96W/4000K	12291.3 lm	96 W	80
	108-0963-70	LED-48/96W/4000K	13877.2 lm	96 W	70
	108-2483	LED-48/144W/2700K	16221 lm	144 W	80
	108-2483-70	LED-48/144W/2700K	18594.8 lm	144 W	70
	108-1029	LED-48/144W/3000K	17012.3 lm	144 W	80
	108-1029-70	LED-48/144W/3000K	19386.1 lm	144 W	70
108-0966	LED-48/144W/4000K	17803.5 lm	144 W	80	

Lichtverteilung	Artikelnummer	Lichtquelle	Bemessungslichtstrom	Bemessungsleistung	CRI
	108-0966-70	LED-48/144W/4000K	20177.3 lm	144 W	70
	108-2650	LED-48/207W/2700K	20573 lm	207 W	80
	108-2650-70	LED-48/207W/2700K	23738 lm	207 W	70
	108-2651	LED-48/207W/3000K	21759.9 lm	207 W	80
	108-2651-70	LED-48/207W/3000K	24727.1 lm	207 W	70
	108-2652	LED-48/207W/4000K	22749 lm	207 W	80
	108-2652-70	LED-48/207W/4000K	25716.2 lm	207 W	70
	108-1963	LED-36/72W/3000K	9859.3 lm	72 W	80
	108-1963-70	LED-36/72W/3000K	11219.2 lm	72 W	70
	108-1964	LED-36/72W/4000K	10539.2 lm	72 W	80
108-1964-70	LED-36/72W/4000K	11899.1 lm	72 W	70	
108-1971	LED-36/108W/3000K	13923 lm	108 W	80	
108-1971-70	LED-36/108W/3000K	15865.7 lm	108 W	70	
108-1972	LED-36/108W/4000K	14570.6 lm	108 W	80	
108-1972-70	LED-36/108W/4000K	16513.3 lm	108 W	70	
108-1967	LED-48/96W/3000K	13145.7 lm	96 W	80	
108-1967-70	LED-48/96W/3000K	14958.9 lm	96 W	70	
108-1968	LED-48/96W/4000K	14052.3 lm	96 W	80	
108-1968-70	LED-48/96W/4000K	15865.5 lm	96 W	70	
108-1975	LED-48/144W/3000K	18564 lm	144 W	80	
108-1975-70	LED-48/144W/3000K	21154.3 lm	144 W	70	
108-1976	LED-48/144W/4000K	19427.4 lm	144 W	80	
108-1976-70	LED-48/144W/4000K	22017.7 lm	144 W	70	
	108-1965	LED-36/72W/3000K	9859.3 lm	72 W	80
	108-1965-70	LED-36/72W/3000K	11219.2 lm	72 W	70
	108-1966	LED-36/72W/4000K	10539.2 lm	72 W	80
	108-1966-70	LED-36/72W/4000K	11899.1 lm	72 W	70
	108-1973	LED-36/108W/3000K	13923 lm	108 W	80
	108-1973-70	LED-36/108W/3000K	15865.7 lm	108 W	70
	108-1974	LED-36/108W/4000K	14570.6 lm	108 W	80
	108-1974-70	LED-36/108W/4000K	16513.3 lm	108 W	70
	108-1969	LED-48/96W/3000K	13145.7 lm	96 W	80
	108-1969-70	LED-48/96W/3000K	14958.9 lm	96 W	70
	108-1970	LED-48/96W/4000K	14052.3 lm	96 W	80
	108-1970-70	LED-48/96W/4000K	15865.5 lm	96 W	70
	108-1977	LED-48/144W/3000K	18564 lm	144 W	80

Lichtverteilung	Artikelnummer	Lichtquelle	Bemessungslichtstrom	Bemessungsleistung	CRI
 [R65]	108-1977-70	LED-48/144W/3000K	21154.3 lm	144 W	70
	108-1978	LED-48/144W/4000K	19427.4 lm	144 W	80
	108-1978-70	LED-48/144W/4000K	22017.7 lm	144 W	70
	108-2653	LED-48/207W/2700K	22449.5 lm	207 W	80
	108-2653-70	LED-48/207W/2700K	25903.2 lm	207 W	70
	108-2654	LED-48/207W/3000K	23744.6 lm	207 W	80
	108-2654-70	LED-48/207W/3000K	26982.5 lm	207 W	70
	108-2655	LED-48/207W/4000K	24823.9 lm	207 W	80
	108-2655-70	LED-48/207W/4000K	28061.8 lm	207 W	70
	108-2472	LED-24/48W/2700K	5483.3 lm	48 W	80
	108-2472-70	LED-24/48W/2700K	5889.5 lm	48 W	70
	108-1031	LED-24/48W/3000K	5889.5 lm	48 W	80
	108-1031-70	LED-24/48W/3000K	6701.8 lm	48 W	70
	108-0955	LED-24/48W/4000K	6295.7 lm	48 W	80
	108-0955-70	LED-24/48W/4000K	7108 lm	48 W	70
	108-2473	LED-24/72W/2700K	8295.2 lm	72 W	80
	108-2473-70	LED-24/72W/2700K	9509.1 lm	72 W	70
	108-1033	LED-24/72W/3000K	8699.8 lm	72 W	80
	108-1033-70	LED-24/72W/3000K	9913.8 lm	72 W	70
	108-0958	LED-24/72W/4000K	9104.5 lm	72 W	80
	108-0958-70	LED-24/72W/4000K	10318.4 lm	72 W	70
	108-2474	LED-36/72W/2700K	8225 lm	72 W	80
	108-2474-70	LED-36/72W/2700K	8834.2 lm	72 W	70
	108-1035	LED-36/72W/3000K	8834.2 lm	72 W	80
	108-1035-70	LED-36/72W/3000K	10052.8 lm	72 W	70
	108-0956	LED-36/72W/4000K	9443.5 lm	72 W	80
	108-0956-70	LED-36/72W/4000K	10662 lm	72 W	70
	108-2475	LED-36/108W/2700K	12442.8 lm	108 W	80
	108-2475-70	LED-36/108W/2700K	14263.7 lm	108 W	70
	108-1037	LED-36/108W/3000K	13049.8 lm	108 W	80
	108-1037-70	LED-36/108W/3000K	14870.7 lm	108 W	70
	108-0959	LED-36/108W/4000K	13656.7 lm	108 W	80
	108-0959-70	LED-36/108W/4000K	15477.6 lm	108 W	70
108-2476	LED-48/96W/2700K	10966.6 lm	96 W	80	
108-2476-70	LED-48/96W/2700K	11779 lm	96 W	70	
108-1039	LED-48/96W/3000K	11779 lm	96 W	80	

Lichtverteilung	Artikelnummer	Lichtquelle	Bemessungslichtstrom	Bemessungsleistung	CRI
 [S60] asymmetrisch seitlich	108-1039-70	LED-48/96W/3000K	13403.7 lm	96 W	70
	108-0957	LED-48/96W/4000K	12591.3 lm	96 W	80
	108-0957-70	LED-48/96W/4000K	14216 lm	96 W	70
	108-2477	LED-48/144W/2700K	16590.4 lm	144 W	80
	108-2477-70	LED-48/144W/2700K	19018.2 lm	144 W	70
	108-1041	LED-48/144W/3000K	17399.7 lm	144 W	80
	108-1041-70	LED-48/144W/3000K	19827.5 lm	144 W	70
	108-0960	LED-48/144W/4000K	18209 lm	144 W	80
	108-0960-70	LED-48/144W/4000K	20636.8 lm	144 W	70
	108-2647	LED-48/207W/2700K	21041.5 lm	207 W	80
	108-2647-70	LED-48/207W/2700K	24278.6 lm	207 W	70
	108-2648	LED-48/207W/3000K	22255.4 lm	207 W	80
	108-2648-70	LED-48/207W/3000K	25290.2 lm	207 W	70
	108-2649	LED-48/207W/4000K	23267 lm	207 W	80
	108-2649-70	LED-48/207W/4000K	26301.8 lm	207 W	70
	108-2454	LED-24/48W/2700K	5836.4 lm	48 W	80
	108-2454-70	LED-24/48W/2700K	6268.7 lm	48 W	70
	108-0985	LED-24/48W/3000K	6268.7 lm	48 W	80
	108-0985-70	LED-24/48W/3000K	7133.4 lm	48 W	70
	108-0949	LED-24/48W/4000K	6701 lm	48 W	80
	108-0949-70	LED-24/48W/4000K	7565.7 lm	48 W	70
	108-2455	LED-24/72W/2700K	8772.3 lm	72 W	80
	108-2455-70	LED-24/72W/2700K	10056.1 lm	72 W	70
	108-0987	LED-24/72W/3000K	9200.3 lm	72 W	80
	108-0987-70	LED-24/72W/3000K	10484 lm	72 W	70
	108-0952	LED-24/72W/4000K	9628.2 lm	72 W	80
	108-0952-70	LED-24/72W/4000K	10911.9 lm	72 W	70
	108-2456	LED-36/72W/2700K	8754.6 lm	72 W	80
	108-2456-70	LED-36/72W/2700K	9403.1 lm	72 W	70
	108-0993	LED-36/72W/3000K	9403.1 lm	72 W	80
	108-0993-70	LED-36/72W/3000K	10700 lm	72 W	70
	108-0950	LED-36/72W/4000K	10051.6 lm	72 W	80
	108-0950-70	LED-36/72W/4000K	11348.5 lm	72 W	70
	108-2457	LED-36/108W/2700K	13158.5 lm	108 W	80
	108-2457-70	LED-36/108W/2700K	15084.2 lm	108 W	70
	108-0989	LED-36/108W/3000K	13800.4 lm	108 W	80

Lichtverteilung	Artikelnummer	Lichtquelle	Bemessungslichtstrom	Bemessungsleistung	CRI
	108-0989-70	LED-36/108W/3000K	15726 lm	108 W	70
	108-0953	LED-36/108W/4000K	14442.3 lm	108 W	80
	108-0953-70	LED-36/108W/4000K	16367.9 lm	108 W	70
	108-2458	LED-48/96W/2700K	11672.8 lm	96 W	80
	108-2458-70	LED-48/96W/2700K	12537.4 lm	96 W	70
	108-0995	LED-48/96W/3000K	12537.4 lm	96 W	80
	108-0995-70	LED-48/96W/3000K	14266.7 lm	96 W	70
	108-0951	LED-48/96W/4000K	13402.1 lm	96 W	80
	108-0951-70	LED-48/96W/4000K	15131.4 lm	96 W	70
	108-2459	LED-48/144W/2700K	17544.7 lm	144 W	80
	108-2459-70	LED-48/144W/2700K	20112.2 lm	144 W	70
	108-0991	LED-48/144W/3000K	18400.5 lm	144 W	80
	108-0991-70	LED-48/144W/3000K	20968.1 lm	144 W	70
	108-0954	LED-48/144W/4000K	19256.4 lm	144 W	80
	108-0954-70	LED-48/144W/4000K	21823.9 lm	144 W	70
	108-2638	LED-48/207W/2700K	22251.8 lm	207 W	80
	108-2638-70	LED-48/207W/2700K	25675.2 lm	207 W	70
	108-2639	LED-48/207W/3000K	23535.6 lm	207 W	80
	108-2639-70	LED-48/207W/3000K	26745 lm	207 W	70
	108-2640	LED-48/207W/4000K	24605.4 lm	207 W	80
	108-2640-70	LED-48/207W/4000K	27814.8 lm	207 W	70
	108-2460	LED-24/48W/2700K	5891 lm	48 W	80
	108-2460-70	LED-24/48W/2700K	6327.3 lm	48 W	70
	108-1009	LED-24/48W/3000K	6327.3 lm	48 W	80
	108-1009-70	LED-24/48W/3000K	7200.1 lm	48 W	70
	108-0828	LED-24/48W/4000K	6763.7 lm	48 W	80
	108-0828-70	LED-24/48W/4000K	7636.4 lm	48 W	70
	108-2461	LED-24/72W/2700K	8944.1 lm	72 W	80
	108-2461-70	LED-24/72W/2700K	10252.9 lm	72 W	70
	108-1011	LED-24/72W/3000K	9380.3 lm	72 W	80
	108-1011-70	LED-24/72W/3000K	10689.2 lm	72 W	70
	108-0829	LED-24/72W/4000K	9816.6 lm	72 W	80
	108-0829-70	LED-24/72W/4000K	11125.5 lm	72 W	70
	108-2462	LED-36/72W/2700K	8836.5 lm	72 W	80
	108-2462-70	LED-36/72W/2700K	9491 lm	72 W	70
	108-1043	LED-36/72W/3000K	9491 lm	72 W	80



[S65] asymmetrisch seitlich

Lichtverteilung	Artikelnummer	Lichtquelle	Bemessungslichtstrom	Bemessungsleistung	CRI
	108-1043-70	LED-36/72W/3000K	10800.1 lm	72 W	70
	108-0830	LED-36/72W/4000K	10145.6 lm	72 W	80
	108-0830-70	LED-36/72W/4000K	11454.7 lm	72 W	70
	108-2463	LED-36/108W/2700K	13416.1 lm	108 W	80
	108-2463-70	LED-36/108W/2700K	15379.4 lm	108 W	70
	108-1013	LED-36/108W/3000K	14070.5 lm	108 W	80
	108-1013-70	LED-36/108W/3000K	16033.9 lm	108 W	70
	108-0831	LED-36/108W/4000K	14725 lm	108 W	80
	108-0831-70	LED-36/108W/4000K	16688.3 lm	108 W	70
	108-2464	LED-48/96W/2700K	11781.9 lm	96 W	80
	108-2464-70	LED-48/96W/2700K	12654.7 lm	96 W	70
	108-1015	LED-48/96W/3000K	12654.7 lm	96 W	80
	108-1015-70	LED-48/96W/3000K	14400.2 lm	96 W	70
	108-0832	LED-48/96W/4000K	13527.4 lm	96 W	80
	108-0832-70	LED-48/96W/4000K	15272.9 lm	96 W	70
	108-2465	LED-48/144W/2700K	17888.1 lm	144 W	80
	108-2465-70	LED-48/144W/2700K	20505.9 lm	144 W	70
	108-1017	LED-48/144W/3000K	18760.7 lm	144 W	80
	108-1017-70	LED-48/144W/3000K	21378.5 lm	144 W	70
	108-0833	LED-48/144W/4000K	19633.3 lm	144 W	80
	108-0833-70	LED-48/144W/4000K	22251.1 lm	144 W	70
	108-2641	LED-48/207W/2700K	22687.4 lm	207 W	80
	108-2641-70	LED-48/207W/2700K	26177.7 lm	207 W	70
	108-2642	LED-48/207W/3000K	23996.2 lm	207 W	80
	108-2642-70	LED-48/207W/3000K	27268.5 lm	207 W	70
	108-2643	LED-48/207W/4000K	25087 lm	207 W	80
	108-2643-70	LED-48/207W/4000K	28359.2 lm	207 W	70
	108-2466	LED-24/48W/2700K	5736 lm	48 W	80
	108-2466-70	LED-24/48W/2700K	6160.9 lm	48 W	70
	108-0997	LED-24/48W/3000K	6160.9 lm	48 W	80
	108-0997-70	LED-24/48W/3000K	7010.6 lm	48 W	70
	108-0824	LED-24/48W/4000K	6585.8 lm	48 W	80
	108-0824-70	LED-24/48W/4000K	7435.5 lm	48 W	70
	108-2467	LED-24/72W/2700K	8635.7 lm	72 W	80
	108-2467-70	LED-24/72W/2700K	9899.4 lm	72 W	70
	108-0999	LED-24/72W/3000K	9056.9 lm	72 W	80



[S70] asymmetrisch seitlich

Lichtverteilung	Artikelnummer	Lichtquelle	Bemessungslichtstrom	Bemessungsleistung	CRI
	108-0999-70	LED-24/72W/3000K	10320.7 lm	72 W	70
	108-0825	LED-24/72W/4000K	9478.2 lm	72 W	80
	108-0825-70	LED-24/72W/4000K	10741.9 lm	72 W	70
	108-2468	LED-36/72W/2700K	8604 lm	72 W	80
	108-2468-70	LED-36/72W/2700K	9241.3 lm	72 W	70
	108-1001	LED-36/72W/3000K	9241.3 lm	72 W	80
	108-1001-70	LED-36/72W/3000K	10516 lm	72 W	70
	108-0823	LED-36/72W/4000K	9878.6 lm	72 W	80
	108-0823-70	LED-36/72W/4000K	11153.3 lm	72 W	70
	108-2469	LED-36/108W/2700K	12953.5 lm	108 W	80
	108-2469-70	LED-36/108W/2700K	14849.2 lm	108 W	70
	108-1003	LED-36/108W/3000K	13585.4 lm	108 W	80
	108-1003-70	LED-36/108W/3000K	15481 lm	108 W	70
	108-0826	LED-36/108W/4000K	14217.3 lm	108 W	80
	108-0826-70	LED-36/108W/4000K	16112.9 lm	108 W	70
	108-2470	LED-48/96W/2700K	11472 lm	96 W	80
	108-2470-70	LED-48/96W/2700K	12321.7 lm	96 W	70
	108-1005	LED-48/96W/3000K	12321.7 lm	96 W	80
	108-1005-70	LED-48/96W/3000K	14021.3 lm	96 W	70
	108-0822	LED-48/96W/4000K	13171.5 lm	96 W	80
	108-0822-70	LED-48/96W/4000K	14871.1 lm	96 W	70
	108-2471	LED-48/144W/2700K	17271.4 lm	144 W	80
	108-2471-70	LED-48/144W/2700K	19798.9 lm	144 W	70
	108-1007	LED-48/144W/3000K	18113.9 lm	144 W	80
	108-1007-70	LED-48/144W/3000K	20641.4 lm	144 W	70
	108-0827	LED-48/144W/4000K	18956.4 lm	144 W	80
	108-0827-70	LED-48/144W/4000K	21483.9 lm	144 W	70
	108-2644	LED-48/207W/2700K	21905.1 lm	207 W	80
	108-2644-70	LED-48/207W/2700K	25275.2 lm	207 W	70
	108-2645	LED-48/207W/3000K	23168.9 lm	207 W	80
	108-2645-70	LED-48/207W/3000K	26328.3 lm	207 W	70
	108-2646	LED-48/207W/4000K	24222 lm	207 W	80
	108-2646-70	LED-48/207W/4000K	27381.4 lm	207 W	70