

Description

IP66. Classe I. Classe II sur demande. IK10. Corps en fonte d'aluminium injecté, traitement titanium. Visserie inox avec traitement PCS. Protection contre la corrosion 5CE. Vasque autonettoyante en polycarbonate, RFC® (technologie Reflection Free Contour). Joint silicone CCG® (compression contrôlée). Modules LED interchangeables individuellement. Lentille LED avec technologie OLC® (mono optique multidirectionnelle) pour la maîtrise du flux et l'uniformité de l'éclairage. Luminaire livré en standard avec alimentation DALI. DALI non disponible pour la version 1400mA.

Version en 2200K disponible jusqu'à 1050mA. À préciser lors de la demande de devis.

Option R2C disponible (Connecteurs standard Zhaga Book 18 sur le dessus du luminaire avec driver compatible (D4i), à spécifier lors de la demande de devis).

Lanterne livrée pré-câblée pour un branchement facile en pied de mât.

Hauteur conseillée selon la puissance: 5 à 10m.

Fichiers photométriques (IES, LDT) pour les optiques

[S60][S65][S70][R65][P65][A60] avec coupe-flux arrière sur demande.

Spécifications

Description du matériel

Corps	Corps en fonte d'aluminium, visserie inox avec traitement PCS			
Lentille	Lentille LED en PMMA, technologie OLC® - Vasque polycarbonate technologie RFC®			
Couleurs	RAL9004	RAL9016	RAL7016	RAL9007
	Noir de sécurité	Blanc signalisation	Gris anthracite	Aluminium gris
Joint	Joint silicone CCG®			
Visserie	PCS Inox avec recouvrement polymère			
IP	IP66			
IK	IK08			
Protection contre la corrosion	5CE			

Description électrique

Alimentation électrique	220-240V / 50-60 Hz
Driver	Driver électronique. DALI
Protection contre les surtensions	6/6 kV (optional SP10)
Efficacité énergétique	C-D


Informations complémentaires


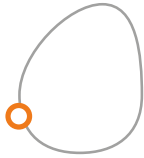
Longueur x Largeur (mm)	
Surface exposée au vent	0.23
Durée de vie	Ta=25° L90B10 > 90000h

Options

Distribution de la lumière	Température de couleur	Données en sortie de luminaire
[S70] Éclairage routier	4000K	96 W
[S65] Éclairage routier	3000K	72 W
[S60] Éclairage routier	2700K	48 W
[R65]		108 W
[A60] Asymétrique		144 W
[P45L]		207 W
[P45R]		

Configurations

Distribution de la lumière	Référence	Source lumineuse	Rated lumens	Rated input power	IRC
 [A60] Asymétrique	108-2478	LED-24/48W/2700K	5352.6 lm	48 W	80
	108-1019	LED-24/48W/3000K	5749.1 lm	48 W	80
	108-1019-70	LED-24/48W/3000K	6542.1 lm	48 W	70
	108-0961	LED-24/48W/4000K	6145.6 lm	48 W	80
	108-0961-70	LED-24/48W/4000K	6938.6 lm	48 W	70
	108-2479	LED-24/72W/2700K	8110.5 lm	72 W	80
	108-2479-70	LED-24/72W/2700K	9297.4 lm	72 W	70
	108-1021	LED-24/72W/3000K	8506.1 lm	72 W	80
	108-1021-70	LED-24/72W/3000K	9693 lm	72 W	70
	108-0964	LED-24/72W/4000K	8901.8 lm	72 W	80
	108-0964-70	LED-24/72W/4000K	10088.7 lm	72 W	70
	108-2480	LED-36/72W/2700K	8029 lm	72 W	80
	108-2480-70	LED-36/72W/2700K	8623.7 lm	72 W	70
	108-1023	LED-36/72W/3000K	8623.7 lm	72 W	80
	108-1023-70	LED-36/72W/3000K	9813.2 lm	72 W	70
	108-0962	LED-36/72W/4000K	9218.5 lm	72 W	80
	108-0962-70	LED-36/72W/4000K	10407.9 lm	72 W	70
	108-2481	LED-36/108W/2700K	12165.7 lm	108 W	80
	108-2481-70	LED-36/108W/2700K	13946.1 lm	108 W	70
	108-1025	LED-36/108W/3000K	12759.2 lm	108 W	80
	108-1025-70	LED-36/108W/3000K	14539.6 lm	108 W	70
	108-0965	LED-36/108W/4000K	13352.6 lm	108 W	80
	108-0965-70	LED-36/108W/4000K	15133 lm	108 W	70
	108-2482	LED-48/96W/2700K	10705.3 lm	96 W	80
	108-2482-70	LED-48/96W/2700K	11498.3 lm	96 W	70
	108-1027	LED-48/96W/3000K	11498.3 lm	96 W	80
	108-1027-70	LED-48/96W/3000K	13084.3 lm	96 W	70
	108-0963	LED-48/96W/4000K	12291.3 lm	96 W	80
	108-0963-70	LED-48/96W/4000K	13877.2 lm	96 W	70
	108-2483	LED-48/144W/2700K	16221 lm	144 W	80
	108-2483-70	LED-48/144W/2700K	18594.8 lm	144 W	70
	108-1029	LED-48/144W/3000K	17012.3 lm	144 W	80
	108-1029-70	LED-48/144W/3000K	19386.1 lm	144 W	70
108-0966	LED-48/144W/4000K	17803.5 lm	144 W	80	

Distribution de la lumière	Référence	Source lumineuse	Rated lumens	Rated input power	IRC
 [P45L]	108-0966-70	LED-48/144W/4000K	20177.3 lm	144 W	70
	108-2650	LED-48/207W/2700K	20573 lm	207 W	80
	108-2650-70	LED-48/207W/2700K	23738 lm	207 W	70
	108-2651	LED-48/207W/3000K	21759.9 lm	207 W	80
	108-2651-70	LED-48/207W/3000K	24727.1 lm	207 W	70
	108-2652	LED-48/207W/4000K	22749 lm	207 W	80
	108-2652-70	LED-48/207W/4000K	25716.2 lm	207 W	70
	108-1963	LED-36/72W/3000K	9859.3 lm	72 W	80
	108-1963-70	LED-36/72W/3000K	11219.2 lm	72 W	70
	108-1964	LED-36/72W/4000K	10539.2 lm	72 W	80
	108-1964-70	LED-36/72W/4000K	11899.1 lm	72 W	70
	108-1971	LED-36/108W/3000K	13923 lm	108 W	80
	108-1971-70	LED-36/108W/3000K	15865.7 lm	108 W	70
	108-1972	LED-36/108W/4000K	14570.6 lm	108 W	80
	108-1972-70	LED-36/108W/4000K	16513.3 lm	108 W	70
	108-1967	LED-48/96W/3000K	13145.7 lm	96 W	80
	108-1967-70	LED-48/96W/3000K	14958.9 lm	96 W	70
	108-1968	LED-48/96W/4000K	14052.3 lm	96 W	80
108-1968-70	LED-48/96W/4000K	15865.5 lm	96 W	70	
108-1975	LED-48/144W/3000K	18564 lm	144 W	80	
108-1975-70	LED-48/144W/3000K	21154.3 lm	144 W	70	
108-1976	LED-48/144W/4000K	19427.4 lm	144 W	80	
108-1976-70	LED-48/144W/4000K	22017.7 lm	144 W	70	
 [P45R]	108-1965	LED-36/72W/3000K	9859.3 lm	72 W	80
	108-1965-70	LED-36/72W/3000K	11219.2 lm	72 W	70
	108-1966	LED-36/72W/4000K	10539.2 lm	72 W	80
	108-1966-70	LED-36/72W/4000K	11899.1 lm	72 W	70
	108-1973	LED-36/108W/3000K	13923 lm	108 W	80
	108-1973-70	LED-36/108W/3000K	15865.7 lm	108 W	70
	108-1974	LED-36/108W/4000K	14570.6 lm	108 W	80
	108-1974-70	LED-36/108W/4000K	16513.3 lm	108 W	70
	108-1969	LED-48/96W/3000K	13145.7 lm	96 W	80
	108-1969-70	LED-48/96W/3000K	14958.9 lm	96 W	70
	108-1970	LED-48/96W/4000K	14052.3 lm	96 W	80
	108-1970-70	LED-48/96W/4000K	15865.5 lm	96 W	70
	108-1977	LED-48/144W/3000K	18564 lm	144 W	80

Distribution de la lumière	Référence	Source lumineuse	Rated lumens	Rated input power	IRC
	108-1977-70	LED-48/144W/3000K	21154.3 lm	144 W	70
	108-1978	LED-48/144W/4000K	19427.4 lm	144 W	80
	108-1978-70	LED-48/144W/4000K	22017.7 lm	144 W	70
	108-2653	LED-48/207W/2700K	22449.5 lm	207 W	80
	108-2653-70	LED-48/207W/2700K	25903.2 lm	207 W	70
	108-2654	LED-48/207W/3000K	23744.6 lm	207 W	80
	108-2654-70	LED-48/207W/3000K	26982.5 lm	207 W	70
	108-2655	LED-48/207W/4000K	24823.9 lm	207 W	80
	108-2655-70	LED-48/207W/4000K	28061.8 lm	207 W	70
	108-2472	LED-24/48W/2700K	5483.3 lm	48 W	80
	108-2472-70	LED-24/48W/2700K	5889.5 lm	48 W	70
	108-1031	LED-24/48W/3000K	5889.5 lm	48 W	80
	108-1031-70	LED-24/48W/3000K	6701.8 lm	48 W	70
	108-0955	LED-24/48W/4000K	6295.7 lm	48 W	80
	108-0955-70	LED-24/48W/4000K	7108 lm	48 W	70
	108-2473	LED-24/72W/2700K	8295.2 lm	72 W	80
	108-2473-70	LED-24/72W/2700K	9509.1 lm	72 W	70
	108-1033	LED-24/72W/3000K	8699.8 lm	72 W	80
	108-1033-70	LED-24/72W/3000K	9913.8 lm	72 W	70
	108-0958	LED-24/72W/4000K	9104.5 lm	72 W	80
	108-0958-70	LED-24/72W/4000K	10318.4 lm	72 W	70
	108-2474	LED-36/72W/2700K	8225 lm	72 W	80
	108-2474-70	LED-36/72W/2700K	8834.2 lm	72 W	70
	108-1035	LED-36/72W/3000K	8834.2 lm	72 W	80
	108-1035-70	LED-36/72W/3000K	10052.8 lm	72 W	70
	108-0956	LED-36/72W/4000K	9443.5 lm	72 W	80
	108-0956-70	LED-36/72W/4000K	10662 lm	72 W	70
	108-2475	LED-36/108W/2700K	12442.8 lm	108 W	80
	108-2475-70	LED-36/108W/2700K	14263.7 lm	108 W	70
	108-1037	LED-36/108W/3000K	13049.8 lm	108 W	80
	108-1037-70	LED-36/108W/3000K	14870.7 lm	108 W	70
	108-0959	LED-36/108W/4000K	13656.7 lm	108 W	80
	108-0959-70	LED-36/108W/4000K	15477.6 lm	108 W	70
	108-2476	LED-48/96W/2700K	10966.6 lm	96 W	80
	108-2476-70	LED-48/96W/2700K	11779 lm	96 W	70
	108-1039	LED-48/96W/3000K	11779 lm	96 W	80



[R65]

Distribution de la lumière	Référence	Source lumineuse	Rated lumens	Rated input power	IRC
	108-1039-70	LED-48/96W/3000K	13403.7 lm	96 W	70
	108-0957	LED-48/96W/4000K	12591.3 lm	96 W	80
	108-0957-70	LED-48/96W/4000K	14216 lm	96 W	70
	108-2477	LED-48/144W/2700K	16590.4 lm	144 W	80
	108-2477-70	LED-48/144W/2700K	19018.2 lm	144 W	70
	108-1041	LED-48/144W/3000K	17399.7 lm	144 W	80
	108-1041-70	LED-48/144W/3000K	19827.5 lm	144 W	70
	108-0960	LED-48/144W/4000K	18209 lm	144 W	80
	108-0960-70	LED-48/144W/4000K	20636.8 lm	144 W	70
	108-2647	LED-48/207W/2700K	21041.5 lm	207 W	80
	108-2647-70	LED-48/207W/2700K	24278.6 lm	207 W	70
	108-2648	LED-48/207W/3000K	22255.4 lm	207 W	80
	108-2648-70	LED-48/207W/3000K	25290.2 lm	207 W	70
	108-2649	LED-48/207W/4000K	23267 lm	207 W	80
	108-2649-70	LED-48/207W/4000K	26301.8 lm	207 W	70
	108-2454	LED-24/48W/2700K	5836.4 lm	48 W	80
	108-2454-70	LED-24/48W/2700K	6268.7 lm	48 W	70
	108-0985	LED-24/48W/3000K	6268.7 lm	48 W	80
	108-0985-70	LED-24/48W/3000K	7133.4 lm	48 W	70
	108-0949	LED-24/48W/4000K	6701 lm	48 W	80
	108-0949-70	LED-24/48W/4000K	7565.7 lm	48 W	70
	108-2455	LED-24/72W/2700K	8772.3 lm	72 W	80
	108-2455-70	LED-24/72W/2700K	10056.1 lm	72 W	70
	108-0987	LED-24/72W/3000K	9200.3 lm	72 W	80
	108-0987-70	LED-24/72W/3000K	10484 lm	72 W	70
	108-0952	LED-24/72W/4000K	9628.2 lm	72 W	80
	108-0952-70	LED-24/72W/4000K	10911.9 lm	72 W	70
	108-2456	LED-36/72W/2700K	8754.6 lm	72 W	80
	108-2456-70	LED-36/72W/2700K	9403.1 lm	72 W	70
	108-0993	LED-36/72W/3000K	9403.1 lm	72 W	80
	108-0993-70	LED-36/72W/3000K	10700 lm	72 W	70
	108-0950	LED-36/72W/4000K	10051.6 lm	72 W	80
	108-0950-70	LED-36/72W/4000K	11348.5 lm	72 W	70
	108-2457	LED-36/108W/2700K	13158.5 lm	108 W	80
	108-2457-70	LED-36/108W/2700K	15084.2 lm	108 W	70
	108-0989	LED-36/108W/3000K	13800.4 lm	108 W	80



[S60] Éclairage routier

Distribution de la lumière	Référence	Source lumineuse	Rated lumens	Rated input power	IRC
	108-0989-70	LED-36/108W/3000K	15726 lm	108 W	70
	108-0953	LED-36/108W/4000K	14442.3 lm	108 W	80
	108-0953-70	LED-36/108W/4000K	16367.9 lm	108 W	70
	108-2458	LED-48/96W/2700K	11672.8 lm	96 W	80
	108-2458-70	LED-48/96W/2700K	12537.4 lm	96 W	70
	108-0995	LED-48/96W/3000K	12537.4 lm	96 W	80
	108-0995-70	LED-48/96W/3000K	14266.7 lm	96 W	70
	108-0951	LED-48/96W/4000K	13402.1 lm	96 W	80
	108-0951-70	LED-48/96W/4000K	15131.4 lm	96 W	70
	108-2459	LED-48/144W/2700K	17544.7 lm	144 W	80
	108-2459-70	LED-48/144W/2700K	20112.2 lm	144 W	70
	108-0991	LED-48/144W/3000K	18400.5 lm	144 W	80
	108-0991-70	LED-48/144W/3000K	20968.1 lm	144 W	70
	108-0954	LED-48/144W/4000K	19256.4 lm	144 W	80
	108-0954-70	LED-48/144W/4000K	21823.9 lm	144 W	70
	108-2638	LED-48/207W/2700K	22251.8 lm	207 W	80
	108-2638-70	LED-48/207W/2700K	25675.2 lm	207 W	70
	108-2639	LED-48/207W/3000K	23535.6 lm	207 W	80
	108-2639-70	LED-48/207W/3000K	26745 lm	207 W	70
	108-2640	LED-48/207W/4000K	24605.4 lm	207 W	80
	108-2640-70	LED-48/207W/4000K	27814.8 lm	207 W	70
	108-2460	LED-24/48W/2700K	5891 lm	48 W	80
	108-2460-70	LED-24/48W/2700K	6327.3 lm	48 W	70
	108-1009	LED-24/48W/3000K	6327.3 lm	48 W	80
	108-1009-70	LED-24/48W/3000K	7200.1 lm	48 W	70
	108-0828	LED-24/48W/4000K	6763.7 lm	48 W	80
	108-0828-70	LED-24/48W/4000K	7636.4 lm	48 W	70
	108-2461	LED-24/72W/2700K	8944.1 lm	72 W	80
	108-2461-70	LED-24/72W/2700K	10252.9 lm	72 W	70
	108-1011	LED-24/72W/3000K	9380.3 lm	72 W	80
	108-1011-70	LED-24/72W/3000K	10689.2 lm	72 W	70
	108-0829	LED-24/72W/4000K	9816.6 lm	72 W	80
	108-0829-70	LED-24/72W/4000K	11125.5 lm	72 W	70
	108-2462	LED-36/72W/2700K	8836.5 lm	72 W	80
	108-2462-70	LED-36/72W/2700K	9491 lm	72 W	70
	108-1043	LED-36/72W/3000K	9491 lm	72 W	80



[S65] Éclairage routier

Distribution de la lumière	Référence	Source lumineuse	Rated lumens	Rated input power	IRC
	108-1043-70	LED-36/72W/3000K	10800.1 lm	72 W	70
	108-0830	LED-36/72W/4000K	10145.6 lm	72 W	80
	108-0830-70	LED-36/72W/4000K	11454.7 lm	72 W	70
	108-2463	LED-36/108W/2700K	13416.1 lm	108 W	80
	108-2463-70	LED-36/108W/2700K	15379.4 lm	108 W	70
	108-1013	LED-36/108W/3000K	14070.5 lm	108 W	80
	108-1013-70	LED-36/108W/3000K	16033.9 lm	108 W	70
	108-0831	LED-36/108W/4000K	14725 lm	108 W	80
	108-0831-70	LED-36/108W/4000K	16688.3 lm	108 W	70
	108-2464	LED-48/96W/2700K	11781.9 lm	96 W	80
	108-2464-70	LED-48/96W/2700K	12654.7 lm	96 W	70
	108-1015	LED-48/96W/3000K	12654.7 lm	96 W	80
	108-1015-70	LED-48/96W/3000K	14400.2 lm	96 W	70
	108-0832	LED-48/96W/4000K	13527.4 lm	96 W	80
	108-0832-70	LED-48/96W/4000K	15272.9 lm	96 W	70
	108-2465	LED-48/144W/2700K	17888.1 lm	144 W	80
	108-2465-70	LED-48/144W/2700K	20505.9 lm	144 W	70
	108-1017	LED-48/144W/3000K	18760.7 lm	144 W	80
	108-1017-70	LED-48/144W/3000K	21378.5 lm	144 W	70
	108-0833	LED-48/144W/4000K	19633.3 lm	144 W	80
	108-0833-70	LED-48/144W/4000K	22251.1 lm	144 W	70
	108-2641	LED-48/207W/2700K	22687.4 lm	207 W	80
	108-2641-70	LED-48/207W/2700K	26177.7 lm	207 W	70
	108-2642	LED-48/207W/3000K	23996.2 lm	207 W	80
	108-2642-70	LED-48/207W/3000K	27268.5 lm	207 W	70
	108-2643	LED-48/207W/4000K	25087 lm	207 W	80
	108-2643-70	LED-48/207W/4000K	28359.2 lm	207 W	70
	108-2466	LED-24/48W/2700K	5736 lm	48 W	80
	108-2466-70	LED-24/48W/2700K	6160.9 lm	48 W	70
	108-0997	LED-24/48W/3000K	6160.9 lm	48 W	80
	108-0997-70	LED-24/48W/3000K	7010.6 lm	48 W	70
	108-0824	LED-24/48W/4000K	6585.8 lm	48 W	80
	108-0824-70	LED-24/48W/4000K	7435.5 lm	48 W	70
	108-2467	LED-24/72W/2700K	8635.7 lm	72 W	80
	108-2467-70	LED-24/72W/2700K	9899.4 lm	72 W	70
	108-0999	LED-24/72W/3000K	9056.9 lm	72 W	80



[S70] Éclairage routier

Distribution de la lumière	Référence	Source lumineuse	Rated lumens	Rated input power	IRC
	108-0999-70	LED-24/72W/3000K	10320.7 lm	72 W	70
	108-0825	LED-24/72W/4000K	9478.2 lm	72 W	80
	108-0825-70	LED-24/72W/4000K	10741.9 lm	72 W	70
	108-2468	LED-36/72W/2700K	8604 lm	72 W	80
	108-2468-70	LED-36/72W/2700K	9241.3 lm	72 W	70
	108-1001	LED-36/72W/3000K	9241.3 lm	72 W	80
	108-1001-70	LED-36/72W/3000K	10516 lm	72 W	70
	108-0823	LED-36/72W/4000K	9878.6 lm	72 W	80
	108-0823-70	LED-36/72W/4000K	11153.3 lm	72 W	70
	108-2469	LED-36/108W/2700K	12953.5 lm	108 W	80
	108-2469-70	LED-36/108W/2700K	14849.2 lm	108 W	70
	108-1003	LED-36/108W/3000K	13585.4 lm	108 W	80
	108-1003-70	LED-36/108W/3000K	15481 lm	108 W	70
	108-0826	LED-36/108W/4000K	14217.3 lm	108 W	80
	108-0826-70	LED-36/108W/4000K	16112.9 lm	108 W	70
	108-2470	LED-48/96W/2700K	11472 lm	96 W	80
	108-2470-70	LED-48/96W/2700K	12321.7 lm	96 W	70
	108-1005	LED-48/96W/3000K	12321.7 lm	96 W	80
	108-1005-70	LED-48/96W/3000K	14021.3 lm	96 W	70
	108-0822	LED-48/96W/4000K	13171.5 lm	96 W	80
	108-0822-70	LED-48/96W/4000K	14871.1 lm	96 W	70
	108-2471	LED-48/144W/2700K	17271.4 lm	144 W	80
	108-2471-70	LED-48/144W/2700K	19798.9 lm	144 W	70
	108-1007	LED-48/144W/3000K	18113.9 lm	144 W	80
	108-1007-70	LED-48/144W/3000K	20641.4 lm	144 W	70
	108-0827	LED-48/144W/4000K	18956.4 lm	144 W	80
	108-0827-70	LED-48/144W/4000K	21483.9 lm	144 W	70
	108-2644	LED-48/207W/2700K	21905.1 lm	207 W	80
	108-2644-70	LED-48/207W/2700K	25275.2 lm	207 W	70
	108-2645	LED-48/207W/3000K	23168.9 lm	207 W	80
	108-2645-70	LED-48/207W/3000K	26328.3 lm	207 W	70
	108-2646	LED-48/207W/4000K	24222 lm	207 W	80
	108-2646-70	LED-48/207W/4000K	27381.4 lm	207 W	70