

#### Description

IP66. Class I. IK08. Marine-grade, die-cast aluminium alloy. 5CE superior corrosion protection including PCS hardware. Safety glass lens. Silicone CCG® Controlled Compression Gasket. Luminaire is factory-sealed and does not need to be opened during installation.

Integral EC electronic converter. Advanced thermal management protects LEDs while optimising lumens output. CAD-optimised optics for superior illumination and glare control.

Luminaire can be mounted for up or down lighting.

## Specifications

### Material description

Colours	<b>RAL9004</b> Signal black	<b>RAL9007</b> Grey aluminium	<b>RAL7016</b> Anthracite grey	<b>RAL9016</b> Traffic white
Ingress protection	IP66			
Impact resistance	IK08			

### Electrical description


Power supply	220-240V / 50-60 Hz
Driver / Ballast	Integral EC electronic converter
Surge protection	1/2 kV
Energy efficiency	C-D (Light source)


### Additional information


Lifetime	Ta=25° L90B10 > 90000h
----------	------------------------


**Options**


**Light distribution**

 [M] symmetric, medium beam


 [E] symmetric, narrow beam

 [S70] asymmetric, side throw

 [A60] asymmetric, forward throw

 [R65] rectangular, side throw

**Colour temperature**

 3000K

 4000K

 2700K





**Nominal Watt**


12 W

18 W

26 W

## Configurations

Light distribution	Part ID	Light source	Rated lumens	Rated input power	CRI
 [A60] asymmetric, forward throw	131-9626	LED-6/12W/2700K	940.2 lm	12 W	80
	131-9575	LED-6/12W/3000K	1009.9 lm	12 W	80
	131-9576	LED-6/12W/4000K	1079.5 lm	12 W	80
	131-9627	LED-6/18W/2700K	1348.1 lm	18 W	80
	131-9577	LED-6/18W/3000K	1413.8 lm	18 W	80
	131-9578	LED-6/18W/4000K	1479.6 lm	18 W	80
	131-9628	LED-6/26W/2700K	1709.7 lm	26 W	80
	131-9579	LED-6/26W/3000K	1808.4 lm	26 W	80
	131-9580	LED-6/26W/4000K	1890.6 lm	26 W	80
 [E] symmetric, narrow beam	131-9632	LED-6/12W/2700K	1223.2 lm	12 W	80
	131-9587	LED-6/12W/3000K	1313.8 lm	12 W	80
	131-9588	LED-6/12W/4000K	1404.4 lm	12 W	80
	131-9633	LED-6/18W/2700K	1972.3 lm	18 W	80
	131-9589	LED-6/18W/3000K	2068.5 lm	18 W	80
	131-9590	LED-6/18W/4000K	2164.7 lm	18 W	80
	131-9634	LED-6/26W/2700K	2501.5 lm	26 W	80
	131-9591	LED-6/26W/3000K	2645.8 lm	26 W	80
	131-9592	LED-6/26W/4000K	2766.1 lm	26 W	80
 [M] symmetric, medium beam	131-9629	LED-6/12W/2700K	1300.7 lm	12 W	80
	131-9581	LED-6/12W/3000K	1397.1 lm	12 W	80
	131-9582	LED-6/12W/4000K	1493.4 lm	12 W	80
	131-9630	LED-6/18W/2700K	1944.8 lm	18 W	80
	131-9583	LED-6/18W/3000K	2039.7 lm	18 W	80
	131-9584	LED-6/18W/4000K	2134.6 lm	18 W	80
	131-9631	LED-6/26W/2700K	2466.6 lm	26 W	80
	131-9585	LED-6/26W/3000K	2608.9 lm	26 W	80
	131-9586	LED-6/26W/4000K	2727.5 lm	26 W	80
 [R65] rectangular, side throw	131-9623	LED-6/12W/2700K	880.1 lm	12 W	80
	131-9569	LED-6/12W/3000K	945.3 lm	12 W	80
	131-9570	LED-6/12W/4000K	1010.5 lm	12 W	80
	131-9624	LED-6/18W/2700K	1311 lm	18 W	80
	131-9571	LED-6/18W/3000K	1374.9 lm	18 W	80
	131-9572	LED-6/18W/4000K	1438.9 lm	18 W	80
	131-9625	LED-6/26W/2700K	1662.7 lm	26 W	80

Light distribution	Part ID	Light source	Rated lumens	Rated input power	CRI
 [S70] asymmetric, side throw	131-9573	LED-6/26W/3000K	1758.6 lm	26 W	80
	131-9574	LED-6/26W/4000K	1838.6 lm	26 W	80
	131-9620	LED-6/12W/2700K	968.2 lm	12 W	80
	131-9562	LED-6/12W/3000K	1039.9 lm	12 W	80
	131-9564	LED-6/12W/4000K	1111.6 lm	12 W	80
	131-9621	LED-6/18W/2700K	1430.2 lm	18 W	80
	131-9565	LED-6/18W/3000K	1499.9 lm	18 W	80
	131-9566	LED-6/18W/4000K	1569.7 lm	18 W	80
	131-9622	LED-6/26W/2700K	1813.9 lm	26 W	80
	131-9567	LED-6/26W/3000K	1918.5 lm	26 W	80
	131-9568	LED-6/26W/4000K	2005.7 lm	26 W	80