

Description

IP66. Class I. Class II on request. IK08. Marine-grade, die-cast aluminium alloy. 5CE superior corrosion protection including PCS hardware. Safety glass lens. Silicone CCG® Controlled Compression Gasket. Luminaire is factory-sealed and does not need to be opened during installation. Integral EC electronic converter. Advanced thermal management protects LEDs while optimising lumens output. CAD-optimised optics for superior illumination and glare control. Optional 2200 K version up to max. 1050mA available. To be specified at time of ordering.

Luminaire can be mounted for up or down lighting.

Specifications

Material description

Colours	RAL9004 Signal black	RAL9007 Grey aluminium	RAL7016 Anthracite grey	RAL9016 Traffic white
	RAL9006 White aluminium			
Ingress protection	IP66			
Impact resistance	IK08			

Electrical description

Power supply	220-240V / 50-60 Hz
Driver / Ballast	Standard. Optional DALI version available. To be specified at time of ordering.
Surge protection	1/2 kV
Energy efficiency	C-D (Light source)

Additional information

Lifetime	Ta=25° L90B10 > 90000h
----------	------------------------

Options

Light distribution



[M]



[E]



[S70] asymmetric, side throw



[A60] asymmetric, forward throw




[R65]

Colour temperature



3000K



4000K



2700K





Nominal Watt


12 W

18 W

26 W

Configurations

Light distribution	Part ID	Light source	Rated lumens	Rated input power	CRI
 [A60] asymmetric, forward throw	131-9626	LED-6/12W/2700K	940.2 lm	12 W	80
	131-9575	LED-6/12W/3000K	1009.9 lm	12 W	80
	131-9576	LED-6/12W/4000K	1079.5 lm	12 W	80
	131-9627	LED-6/18W/2700K	1348.1 lm	18 W	80
	131-9577	LED-6/18W/3000K	1413.8 lm	18 W	80
	131-9578	LED-6/18W/4000K	1479.6 lm	18 W	80
	131-9628	LED-6/26W/2700K	1709.7 lm	26 W	80
	131-9579	LED-6/26W/3000K	1808.4 lm	26 W	80
	131-9580	LED-6/26W/4000K	1890.6 lm	26 W	80
	 [E]	131-9632	LED-6/12W/2700K	1223.2 lm	12 W
131-9587		LED-6/12W/3000K	1313.8 lm	12 W	80
131-9588		LED-6/12W/4000K	1404.4 lm	12 W	80
131-9633		LED-6/18W/2700K	1972.3 lm	18 W	80
131-9589		LED-6/18W/3000K	2068.5 lm	18 W	80
131-9590		LED-6/18W/4000K	2164.7 lm	18 W	80
131-9634		LED-6/26W/2700K	2501.5 lm	26 W	80
131-9591		LED-6/26W/3000K	2645.8 lm	26 W	80
131-9592		LED-6/26W/4000K	2766.1 lm	26 W	80
 [M]		131-9629	LED-6/12W/2700K	1300.7 lm	12 W
	131-9581	LED-6/12W/3000K	1397.1 lm	12 W	80
	131-9582	LED-6/12W/4000K	1493.4 lm	12 W	80
	131-9630	LED-6/18W/2700K	1944.8 lm	18 W	80
	131-9583	LED-6/18W/3000K	2039.7 lm	18 W	80
	131-9584	LED-6/18W/4000K	2134.6 lm	18 W	80
	131-9631	LED-6/26W/2700K	2466.6 lm	26 W	80
	131-9585	LED-6/26W/3000K	2608.9 lm	26 W	80
	131-9586	LED-6/26W/4000K	2727.5 lm	26 W	80
	 [R65]	131-9623	LED-6/12W/2700K	880.1 lm	12 W
131-9569		LED-6/12W/3000K	945.3 lm	12 W	80
131-9570		LED-6/12W/4000K	1010.5 lm	12 W	80
131-9624		LED-6/18W/2700K	1311 lm	18 W	80
131-9571		LED-6/18W/3000K	1374.9 lm	18 W	80
131-9572		LED-6/18W/4000K	1438.9 lm	18 W	80
131-9625		LED-6/26W/2700K	1662.7 lm	26 W	80

Light distribution	Part ID	Light source	Rated lumens	Rated input power	CRI
 [S70] asymmetric, side throw	131-9573	LED-6/26W/3000K	1758.6 lm	26 W	80
	131-9574	LED-6/26W/4000K	1838.6 lm	26 W	80
	131-9620	LED-6/12W/2700K	968.2 lm	12 W	80
	131-9562	LED-6/12W/3000K	1039.9 lm	12 W	80
	131-9564	LED-6/12W/4000K	1111.6 lm	12 W	80
	131-9621	LED-6/18W/2700K	1430.2 lm	18 W	80
	131-9565	LED-6/18W/3000K	1499.9 lm	18 W	80
	131-9566	LED-6/18W/4000K	1569.7 lm	18 W	80
	131-9622	LED-6/26W/2700K	1813.9 lm	26 W	80
	131-9567	LED-6/26W/3000K	1918.5 lm	26 W	80
	131-9568	LED-6/26W/4000K	2005.7 lm	26 W	80