

### Description

IP66. Class I. IK08. Marine-grade, die-cast aluminium alloy. 5CE superior corrosion protection including PCS hardware. Safety glass lens. Silicone CCG® Controlled Compression Gasket. Luminaire is factory-sealed and does not need to be opened during installation.

Integral EC electronic converter. Advanced thermal management protects LEDs while optimising lumens output. CAD-optimised optics for superior illumination and glare control.

Luminaire can be mounted for up or down lighting.

## Specifications

### Material description

Colours	<b>RAL9004</b> Signal black	<b>RAL9007</b> Grey aluminium	<b>RAL7016</b> Anthracite grey	<b>RAL9016</b> Traffic white
Ingress protection	IP66			
Impact resistance	IK08			

### Electrical description


Power supply	220-240V / 50-60 Hz
Surge protection	1/2 kV
Energy efficiency	C-D (Light source)


### Additional information


Lifetime	Ta=25° L90B10 > 90000h
----------	------------------------


**Options**


**Light distribution**

 [M] symmetric, medium beam


 [E] symmetric, narrow beam

 [S70] asymmetric, side throw

 [A60] asymmetric, forward throw

 [R65] rectangular, side throw

**Colour temperature**

 3000K

 4000K

 2700K





**Nominal Watt**


24 W

36 W

52 W

## Configurations

Light distribution	Part ID	Light source	Rated lumens	Rated input power	CRI
 [A60] asymmetric, forward throw	131-9641	LED-12/24W/2700K	1880.5 lm	24 W	80
	131-9665	LED-12/24W/3000K	2019.8 lm	24 W	80
	131-9666	LED-12/24W/4000K	2159.1 lm	24 W	80
	131-9642	LED-12/36W/2700K	2696.1 lm	36 W	80
	131-9667	LED-12/36W/3000K	2827.6 lm	36 W	80
	131-9668	LED-12/36W/4000K	2959.2 lm	36 W	80
	131-9643	LED-12/52W/2700K	3419.5 lm	52 W	80
	131-9669	LED-12/52W/3000K	3616.7 lm	52 W	80
	131-9670	LED-12/52W/4000K	3781.1 lm	52 W	80
	 [E] symmetric, narrow beam	131-9647	LED-12/24W/2700K	2446.4 lm	24 W
131-9677		LED-12/24W/3000K	2627.6 lm	24 W	80
131-9678		LED-12/24W/4000K	2808.8 lm	24 W	80
131-9648		LED-12/36W/2700K	3944.6 lm	36 W	80
131-9679		LED-12/36W/3000K	4137.1 lm	36 W	80
131-9680		LED-12/36W/4000K	4329.5 lm	36 W	80
131-9649		LED-12/52W/2700K	5003 lm	52 W	80
131-9681		LED-12/52W/3000K	5291.6 lm	52 W	80
131-9682		LED-12/52W/4000K	5532.1 lm	52 W	80
 [M] symmetric, medium beam		131-9644	LED-12/24W/2700K	2601.4 lm	24 W
	131-9671	LED-12/24W/3000K	2794.1 lm	24 W	80
	131-9672	LED-12/24W/4000K	2986.8 lm	24 W	80
	131-9645	LED-12/36W/2700K	3889.7 lm	36 W	80
	131-9673	LED-12/36W/3000K	4079.4 lm	36 W	80
	131-9674	LED-12/36W/4000K	4269.2 lm	36 W	80
	131-9646	LED-12/52W/2700K	4933.2 lm	52 W	80
	131-9675	LED-12/52W/3000K	5217.9 lm	52 W	80
	131-9676	LED-12/52W/4000K	5455 lm	52 W	80
	 [R65] rectangular, side throw	131-9638	LED-12/24W/2700K	1760.2 lm	24 W
131-9659		LED-12/24W/3000K	1890.6 lm	24 W	80
131-9660		LED-12/24W/4000K	2021 lm	24 W	80
131-9639		LED-12/36W/2700K	2622 lm	36 W	80
131-9661		LED-12/36W/3000K	2749.9 lm	36 W	80
131-9662		LED-12/36W/4000K	2877.8 lm	36 W	80
131-9640		LED-12/52W/2700K	3325.4 lm	52 W	80

Light distribution	Part ID	Light source	Rated lumens	Rated input power	CRI
 [S70] asymmetric, side throw	131-9663	LED-12/52W/3000K	3517.3 lm	52 W	80
	131-9664	LED-12/52W/4000K	3677.2 lm	52 W	80
	131-9635	LED-12/24W/2700K	1936.3 lm	24 W	80
	131-9652	LED-12/24W/3000K	2079.8 lm	24 W	80
	131-9654	LED-12/24W/4000K	2223.2 lm	24 W	80
	131-9636	LED-12/36W/2700K	2860.3 lm	36 W	80
	131-9655	LED-12/36W/3000K	2999.9 lm	36 W	80
	131-9656	LED-12/36W/4000K	3139.4 lm	36 W	80
	131-9637	LED-12/52W/2700K	3627.7 lm	52 W	80
	131-9657	LED-12/52W/3000K	3837 lm	52 W	80
	131-9658	LED-12/52W/4000K	4011.5 lm	52 W	80