

Description

IP66. Class I. Class II on request. IK08. Marine-grade, die-cast aluminium alloy. 5CE superior corrosion protection including PCS hardware. Safety glass lens. Silicone CCG[®] Controlled Compression Gasket. Luminaire is factory-sealed and does not need to be opened during installation. Integral EC electronic converter. Advanced thermal management protects LEDs while optimising lumens output. CAD-optimised optics for superior illumination and glare control. Optional 2200 K version up to max. 1050mA available. To be specified at time of ordering.

Luminaire can be mounted for up or down lighting.

Specifications

Material description

Colours	RAL9004	RAL9007	RAL7016	RAL9016
	Signal black	Grey aluminium	Anthracite grey	Traffic white
	RAL9006			
	White aluminium			
	Ingress protection	IP66		
Impact resistance	IK08			

Electrical description

Power supply	220-240V / 50-60 Hz
Surge protection	1/2 kV
Energy efficiency	C-D (Light source)

Additional information

Lifetime	Ta=25° L90B10 > 90000h
----------	------------------------

Options

Light distribution



[M]



[E]



[S70] asymmetric, side throw



[A60] asymmetric, forward throw




[R65]

Colour temperature



3000K



4000K



2700K





Nominal Watt


24 W

36 W

52 W

Configurations

Light distribution	Part ID	Light source	Rated lumens	Rated input power	CRI
 <p>[A60] asymmetric, forward throw</p>	131-9641	LED-12/24W/2700K	1880.5 lm	24 W	80
	131-9665	LED-12/24W/3000K	2019.8 lm	24 W	80
	131-9666	LED-12/24W/4000K	2159.1 lm	24 W	80
	131-9642	LED-12/36W/2700K	2696.1 lm	36 W	80
	131-9667	LED-12/36W/3000K	2827.6 lm	36 W	80
	131-9668	LED-12/36W/4000K	2959.2 lm	36 W	80
	131-9643	LED-12/52W/2700K	3419.5 lm	52 W	80
	131-9669	LED-12/52W/3000K	3616.7 lm	52 W	80
	131-9670	LED-12/52W/4000K	3781.1 lm	52 W	80
	 <p>[E]</p>	131-9647	LED-12/24W/2700K	2446.4 lm	24 W
131-9677		LED-12/24W/3000K	2627.6 lm	24 W	80
131-9678		LED-12/24W/4000K	2808.8 lm	24 W	80
131-9648		LED-12/36W/2700K	3944.6 lm	36 W	80
131-9679		LED-12/36W/3000K	4137.1 lm	36 W	80
131-9680		LED-12/36W/4000K	4329.5 lm	36 W	80
131-9649		LED-12/52W/2700K	5003 lm	52 W	80
131-9681		LED-12/52W/3000K	5291.6 lm	52 W	80
131-9682		LED-12/52W/4000K	5532.1 lm	52 W	80
 <p>[M]</p>		131-9644	LED-12/24W/2700K	2601.4 lm	24 W
	131-9671	LED-12/24W/3000K	2794.1 lm	24 W	80
	131-9672	LED-12/24W/4000K	2986.8 lm	24 W	80
	131-9645	LED-12/36W/2700K	3889.7 lm	36 W	80
	131-9673	LED-12/36W/3000K	4079.4 lm	36 W	80
	131-9674	LED-12/36W/4000K	4269.2 lm	36 W	80
	131-9646	LED-12/52W/2700K	4933.2 lm	52 W	80
	131-9675	LED-12/52W/3000K	5217.9 lm	52 W	80
	131-9676	LED-12/52W/4000K	5455 lm	52 W	80
	 <p>[R65]</p>	131-9638	LED-12/24W/2700K	1760.2 lm	24 W
131-9659		LED-12/24W/3000K	1890.6 lm	24 W	80
131-9660		LED-12/24W/4000K	2021 lm	24 W	80
131-9639		LED-12/36W/2700K	2622 lm	36 W	80
131-9661		LED-12/36W/3000K	2749.9 lm	36 W	80
131-9662		LED-12/36W/4000K	2877.8 lm	36 W	80
131-9640		LED-12/52W/2700K	3325.4 lm	52 W	80

Light distribution	Part ID	Light source	Rated lumens	Rated input power	CRI
 [S70] asymmetric, side throw	131-9663	LED-12/52W/3000K	3517.3 lm	52 W	80
	131-9664	LED-12/52W/4000K	3677.2 lm	52 W	80
	131-9635	LED-12/24W/2700K	1936.3 lm	24 W	80
	131-9652	LED-12/24W/3000K	2079.8 lm	24 W	80
	131-9654	LED-12/24W/4000K	2223.2 lm	24 W	80
	131-9636	LED-12/36W/2700K	2860.3 lm	36 W	80
	131-9655	LED-12/36W/3000K	2999.9 lm	36 W	80
	131-9656	LED-12/36W/4000K	3139.4 lm	36 W	80
	131-9637	LED-12/52W/2700K	3627.7 lm	52 W	80
	131-9657	LED-12/52W/3000K	3837 lm	52 W	80
	131-9658	LED-12/52W/4000K	4011.5 lm	52 W	80