

Description

IP66. Class I. IK08. Marine-grade, die-cast aluminum alloy. 5CE superior corrosion protection including PCS hardware. Silicone CCG® Controlled Compression Gasket. CAD-optimized optics for superior illumination and glare control. Integral driver. Advanced thermal management protects LEDs while optimizing lumens output. 0-10V Dimming comes standard with luminaire. Luminaire is factory-sealed and does not need to be opened during installation.

Luminaire can be mounted for up or down lighting.

Specify product with 7 Digit product code - Finish Color. Accessories, such as mounting, optical, and electrical, must be specified separately.

Example: XXX-XXXX-9004 (Black)
+ XXX-XXXX (Accessory 1)

For DarkSky compliant configurations of this product, please find the spec sheet and DarkSky certificate in the library.

Specifications

Material description

Lens	Safety glass lens			
Colors	RAL9004 Signal black	RAL9007 Grey aluminium	RAL9016 Traffic white	RAL8019 Grey brown
Ingress protection	IP66			
Impact resistance	IK08			

Electrical description

Power supply	Integral [ECG] electronic driver 120V-277V. 0-10V dimmable, to be specified with order.
Surge protection	1/2 kV
Energy efficiency	C-D (Light source)

Additional information

Length x Width (inches)	13.78 x 8.86
Listings	ETL listed. Suitable for wet locations.
Lifetime	Ta=25°/40° L90B10 > 90000h

Options

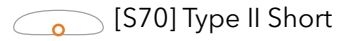
Light distribution



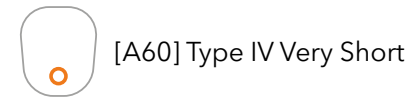
[M]



[E]



[S70] Type II Short



[A60] Type IV Very Short




[R65]

Color temperature



3000K



4000K



2700K





Nominal Watt


24 W

36 W

52 W

Configurations

Light distribution	Part ID	Light source	Delivered lumens	Rated input power	CRI
 <p>[A60] Type IV Very Short</p>	131-9641	LED-12/24W/2700K	1880.5 lm	24 W	80
	131-9665	LED-12/24W/3000K	2019.8 lm	24 W	80
	131-9666	LED-12/24W/4000K	2159.1 lm	24 W	80
	131-9642	LED-12/36W/2700K	2696.1 lm	36 W	80
	131-9667	LED-12/36W/3000K	2827.6 lm	36 W	80
	131-9668	LED-12/36W/4000K	2959.2 lm	36 W	80
	131-9643	LED-12/52W/2700K	3419.5 lm	52 W	80
	131-9669	LED-12/52W/3000K	3616.7 lm	52 W	80
	131-9670	LED-12/52W/4000K	3781.1 lm	52 W	80
	 <p>[E]</p>	131-9647	LED-12/24W/2700K	2446.4 lm	24 W
131-9677		LED-12/24W/3000K	2627.6 lm	24 W	80
131-9678		LED-12/24W/4000K	2808.8 lm	24 W	80
131-9648		LED-12/36W/2700K	3944.6 lm	36 W	80
131-9679		LED-12/36W/3000K	4137.1 lm	36 W	80
131-9680		LED-12/36W/4000K	4329.5 lm	36 W	80
131-9649		LED-12/52W/2700K	5003 lm	52 W	80
131-9681		LED-12/52W/3000K	5291.6 lm	52 W	80
131-9682		LED-12/52W/4000K	5532.1 lm	52 W	80
 <p>[M]</p>		131-9644	LED-12/24W/2700K	2601.4 lm	24 W
	131-9671	LED-12/24W/3000K	2794.1 lm	24 W	80
	131-9672	LED-12/24W/4000K	2986.8 lm	24 W	80
	131-9645	LED-12/36W/2700K	3889.7 lm	36 W	80
	131-9673	LED-12/36W/3000K	4079.4 lm	36 W	80
	131-9674	LED-12/36W/4000K	4269.2 lm	36 W	80
	131-9646	LED-12/52W/2700K	4933.2 lm	52 W	80
	131-9675	LED-12/52W/3000K	5217.9 lm	52 W	80
	131-9676	LED-12/52W/4000K	5455 lm	52 W	80
	 <p>[R65]</p>	131-9638	LED-12/24W/2700K	1760.2 lm	24 W
131-9659		LED-12/24W/3000K	1890.6 lm	24 W	80
131-9660		LED-12/24W/4000K	2021 lm	24 W	80
131-9639		LED-12/36W/2700K	2622 lm	36 W	80
131-9661		LED-12/36W/3000K	2749.9 lm	36 W	80

Light distribution	Part ID	Light source	Delivered lumens	Rated input power	CRI
 <p>[S70] Type II Short</p>	131-9662	LED-12/36W/4000K	2877.8 lm	36 W	80
	131-9640	LED-12/52W/2700K	3325.4 lm	52 W	80
	131-9663	LED-12/52W/3000K	3517.3 lm	52 W	80
	131-9664	LED-12/52W/4000K	3677.2 lm	52 W	80
	131-9635	LED-12/24W/2700K	1936.3 lm	24 W	80
	131-9652	LED-12/24W/3000K	2079.8 lm	24 W	80
	131-9654	LED-12/24W/4000K	2223.2 lm	24 W	80
	131-9636	LED-12/36W/2700K	2860.3 lm	36 W	80
	131-9655	LED-12/36W/3000K	2999.9 lm	36 W	80
	131-9656	LED-12/36W/4000K	3139.4 lm	36 W	80
	131-9637	LED-12/52W/2700K	3627.7 lm	52 W	80
	131-9657	LED-12/52W/3000K	3837 lm	52 W	80
	131-9658	LED-12/52W/4000K	4011.5 lm	52 W	80