

Description

IP66/IP67. Class I. IK10. Marine-grade, all-aluminium construction. Pole section features galvanised steel reinforcement core. 5CE superior corrosion protection including PCS hardware. RFC™ Reflection Free Contour main lens. Silicone CCG® Controlled Compression Gasket. Luminaire is factory-sealed and does not need to be opened during installation.

Integral EC electronic converter. Advanced thermal management protects LEDs while optimising lumens output. CAD-optimised optics for superior illumination and glare control. Optional 2200 K version up to max. 1050mA available. To be specified at time of ordering.

Supplied as a complete luminaire (luminaire head and standpipe). Please note: The standpipe height must be entered for the photometric calculation.

Specifications

Material description

Lens	RFC™ Reflection Free Contour main lens			
Colours	RAL9004 Signal black	RAL9007 Grey aluminium	RAL7016 Anthracite grey	RAL9016 Traffic white
Ingress protection	IP66			
Impact resistance	IK10			

Electrical description


Power supply	220-240V / 50-60 Hz
Driver / Ballast	Integral EC electronic converter
Surge protection	6/6 kV (SP10 optional)
Energy efficiency	C-D (Light source)


Additional information


Lifetime	Ta=25° L90B10 > 90000h
----------	------------------------

Options

Light distribution

 [S70] asymmetric, side throw

 [A60] asymmetric, forward throw

 [R65] rectangular, side throw

Colour temperature

 3000K

 4000K

 2700K




Nominal Watt

12 W

18 W

26 W

Configurations

Light distribution	Part ID	Light source	Rated lumens	Rated input power	CRI
 <p>[A60] asymmetric, forward throw</p>	114-9426	LED-6/12W/2700K	1325.7 lm	12 W	80
	114-9701	LED-6/12W/3000K	1423.9 lm	12 W	80
	114-9702	LED-6/12W/4000K	1522.1 lm	12 W	80
	114-9427	LED-6/18W/2700K	1847.6 lm	18 W	80
	114-9703	LED-6/18W/3000K	1937.7 lm	18 W	80
	114-9704	LED-6/18W/4000K	2027.8 lm	18 W	80
	114-9428	LED-6/26W/2700K	2343.3 lm	26 W	80
	114-9705	LED-6/26W/3000K	2478.5 lm	26 W	80
	114-9706	LED-6/26W/4000K	2591.1 lm	26 W	80
	 <p>[R65] rectangular, side throw</p>	114-9423	LED-6/12W/2700K	1144.8 lm	12 W
114-0146		LED-6/12W/3000K	1229.6 lm	12 W	80
114-0147		LED-6/12W/4000K	1314.4 lm	12 W	80
114-9424		LED-6/18W/2700K	1820.7 lm	18 W	80
114-0148		LED-6/18W/3000K	1909.5 lm	18 W	80
114-0149		LED-6/18W/4000K	1998.3 lm	18 W	80
114-9425		LED-6/26W/2700K	2309.2 lm	26 W	80
114-0150		LED-6/26W/3000K	2442.4 lm	26 W	80
114-0151		LED-6/26W/4000K	2553.4 lm	26 W	80
 <p>[S70] asymmetric, side throw</p>		114-9420	LED-6/12W/2700K	1273.5 lm	12 W
	114-0134	LED-6/12W/3000K	1367.8 lm	12 W	80
	114-0135	LED-6/12W/4000K	1462.2 lm	12 W	80
	114-9421	LED-6/18W/2700K	2038.1 lm	18 W	80
	114-0136	LED-6/18W/3000K	2137.5 lm	18 W	80
	114-0137	LED-6/18W/4000K	2237 lm	18 W	80
	114-9422	LED-6/26W/2700K	2584.9 lm	26 W	80
	114-0138	LED-6/26W/3000K	2734.1 lm	26 W	80
	114-0139	LED-6/26W/4000K	2858.3 lm	26 W	80