

Description

IP66, Class I. Class II on request. IK07. Marine-grade, die-cast aluminium alloy. 5CE superior corrosion protection including PCS hardware. Silicone CCG® Controlled Compression Gasket. Safety glass lens. Two cable entries. Integral EC electronic converter. CAD-optimised optics for superior illumination and glare control. OLC® One LED Concept. Factory installed LED circuit board. 1-10V or DALI interface on request. Optional 2200 K version up to max. 1050mA available. To be specified at time of ordering.

Specifications

Material description

| | | | | |
|----------------------|---|-----------------------------------|---------------------------------|-----------------------------------|
| Body | Marine-grade die-cast aluminium alloy | | | |
| Lens | Safety glass lens | | | |
| Colours | RAL9004 Signal black | RAL9006 White aluminium | RAL9016 Traffic white | RAL7016 Anthracite grey |
| | RAL9007 Grey aluminium | | | |
| Fasteners | PCS Polymer Coated Stainless Steel Hardware | | | |
| Ingress protection | IP66 | | | |
| Impact resistance | IK07 | | | |
| Corrosion resistance | 5CE | | | |

Electrical description

| | |
|-------------------|---|
| Power supply | 220-240V / 50-60 Hz |
| Driver / Ballast | Standard. Optional DALI version available. To be specified at time of ordering. |
| Surge protection | 1/2 kV |
| Energy efficiency | C-D (Light source) |

Additional information









| | |
|----------|------------------------|
| Lifetime | Ta=25° L90B10 > 90000h |
|----------|------------------------|

Options

Light distribution


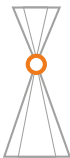
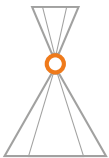
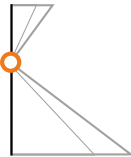

Colour temperature

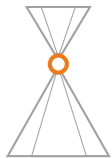
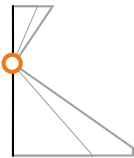
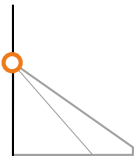
Nominal Watt

- 
[M] symmetric, medium beam
- 
[M/M] symmetric, medium beam up and down
- 
[E/M] symmetric, narrow beam up and medium beam down
- 
[E] symmetric, narrow beam
- 
[E/E] symmetric, narrow beam up and down
- 
[R45] rectangular, side throw
- 
[M/R45] medium beam up and forward throw down
- 
[E/R45] symmetric narrow beam up and forward throw down

| | | |
|--|-------|------|
| | 3000K | 6 W |
| | 4000K | 12 W |
| | 2700K | 9 W |
| | | 13 W |

Configurations

| Light distribution | Part ID | Light source | Rated lumens | Rated input power | CRI |
|--|----------|-----------------|--------------|-------------------|-----|
|  <p>[E] symmetric, narrow beam</p> | 131-9003 | LED-3/6W/2700K | 611.6 lm | 6 W | 80 |
| | 131-9420 | LED-3/6W/3000K | 656.9 lm | 6 W | 80 |
| | 131-9421 | LED-3/6W/4000K | 702.2 lm | 6 W | 80 |
| | 131-9009 | LED-3/9W/2700K | 928.7 lm | 9 W | 80 |
| | 131-0176 | LED-3/9W/3000K | 974 lm | 9 W | 80 |
| | 131-0177 | LED-3/9W/4000K | 1019.3 lm | 9 W | 80 |
| | 131-9014 | LED-3/13W/2700K | 1177.9 lm | 13 W | 80 |
| | 131-0182 | LED-3/13W/3000K | 1245.8 lm | 13 W | 80 |
| | 131-0183 | LED-3/13W/4000K | 1302.5 lm | 13 W | 80 |
|  <p>[E/E] symmetric, narrow beam up and down</p> | 131-9018 | LED-3/12W/2700K | 1223.6 lm | 12 W | 80 |
| | 131-9416 | LED-3/12W/3000K | 1314.2 lm | 12 W | 80 |
| | 131-9417 | LED-3/12W/4000K | 1404.8 lm | 12 W | 80 |
|  <p>[E/M] symmetric, narrow beam up and medium beam down</p> | 131-9016 | LED-3/12W/2700K | 1157.9 lm | 12 W | 80 |
| | 131-9410 | LED-3/12W/3000K | 1243.7 lm | 12 W | 80 |
| | 131-9415 | LED-3/12W/4000K | 1329.4 lm | 12 W | 80 |
|  <p>[E/R45] symmetric narrow beam up and forward throw down</p> | 131-9020 | LED-3/12W/2700K | 1163.2 lm | 12 W | 80 |
| | 131-9462 | LED-3/12W/3000K | 1249.4 lm | 12 W | 80 |
| | 131-9463 | LED-3/12W/4000K | 1335.5 lm | 12 W | 80 |
|  <p>[M] symmetric, medium beam</p> | 131-9002 | LED-3/6W/2700K | 546 lm | 6 W | 80 |
| | 131-9401 | LED-3/6W/3000K | 586.5 lm | 6 W | 80 |
| | 131-9404 | LED-3/6W/4000K | 626.9 lm | 6 W | 80 |
| | 131-9008 | LED-3/9W/2700K | 829.1 lm | 9 W | 80 |
| | 131-0174 | LED-3/9W/3000K | 869.6 lm | 9 W | 80 |
| | 131-0175 | LED-3/9W/4000K | 910 lm | 9 W | 80 |
| | 131-9013 | LED-3/13W/2700K | 1051.6 lm | 13 W | 80 |
| | 131-0180 | LED-3/13W/3000K | 1112.2 lm | 13 W | 80 |
| | 131-0181 | LED-3/13W/4000K | 1162.8 lm | 13 W | 80 |

| Light distribution | Part ID | Light source | Rated lumens | Rated input power | CRI |
|--|----------|-----------------|--------------|-------------------|-----|
|  <p>[M/M] symmetric, medium beam up and down</p> | 131-9015 | LED-3/12W/2700K | 1092.2 lm | 12 W | 80 |
| | 131-9409 | LED-3/12W/3000K | 1173.1 lm | 12 W | 80 |
| | 131-9414 | LED-3/12W/4000K | 1254 lm | 12 W | 80 |
|  <p>[M/R45] medium beam up and forward throw down</p> | 131-9019 | LED-3/12W/2700K | 1097.5 lm | 12 W | 80 |
| | 131-9423 | LED-3/12W/3000K | 1178.8 lm | 12 W | 80 |
| | 131-9425 | LED-3/12W/4000K | 1260.1 lm | 12 W | 80 |
|  <p>[R45] rectangular, side throw</p> | 131-9004 | LED-3/6W/2700K | 551.4 lm | 6 W | 80 |
| | 131-9422 | LED-3/6W/3000K | 592.2 lm | 6 W | 80 |
| | 131-9424 | LED-3/6W/4000K | 633 lm | 6 W | 80 |
| | 131-9007 | LED-3/9W/2700K | 837.3 lm | 9 W | 80 |
| | 131-0178 | LED-3/9W/3000K | 878.1 lm | 9 W | 80 |
| | 131-0179 | LED-3/9W/4000K | 918.9 lm | 9 W | 80 |
| | 131-9012 | LED-3/13W/2700K | 1061.9 lm | 13 W | 80 |
| | 131-0184 | LED-3/13W/3000K | 1123.1 lm | 13 W | 80 |
| | 131-0185 | LED-3/13W/4000K | 1174.2 lm | 13 W | 80 |