

Description

IP66, Class I. IK07. Marine-grade, die-cast aluminium alloy. 5CE superior corrosion protection + primer including PCS hardware. Safety glass lens. Silicone rubber gasket. Luminaire is factory-sealed and does not need to be opened during installation.

Integral EC electronic converter. Advanced thermal management protects LEDs while optimising lumens output. CAD-optimised optics for superior illumination and glare control. OLC_R_ One LED Concept. Two cable entries.

Luminaire can be mounted for up or down lighting. Optional 2200 K version up to max. 1050mA available. To be specified at time of ordering.

Specifications

Material description

Body	Marine-grade die-cast aluminium alloy		
Lens	Safety glass lens		
Colours	RAL9004 Signal black	RAL9006 White aluminium	RAL9007 Grey aluminium
Gasket	Silicone rubber gasket		
Fasteners	PCS Polymer Coated Stainless Steel Hardware (unpainted)		
Ingress protection	IP66		
Impact resistance	IK07		
Corrosion resistance	5CE+Primer		

Electrical description













Power supply	230V / 50 Hz
Driver / Ballast	Integral EC electronic converter
Surge protection	1/2 kV
Energy efficiency	The product is supplied with 10-year warranty. Please refer to the LED Warranty Statement located on www.we-ef.com for further details.

Additional information

Lifetime	Ta=40° L90B10 > 90000h
----------	------------------------

Options

Light distribution

-  [M] symmetric, medium beam
-  [M/M] symmetric, medium beam up and down
-  [S] asymmetric, side throw
-  [M/S] symmetric, medium beam up and side throw down
-  [E/S] symmetric, narrow beam up and side throw down
-  [E/M] symmetric, narrow beam up and medium beam down
-  [E] symmetric, narrow beam
-  [E/E] symmetric, narrow beam up and down
-  [R45] rectangular, side throw
-  [M/R45] medium beam up and forward throw down
-  [E/R45] symmetric narrow beam up and forward throw down
-  [R45/R45] rectangular, side throw


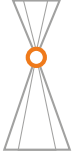
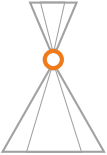

Colour temperature

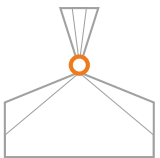

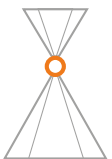
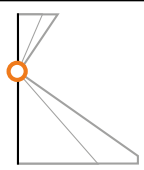
	3000K
	4000K
	2700K

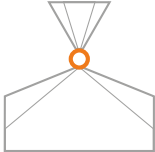
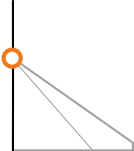


Nominal Watt

6 W
12 W
9 W
18 W
13 W
26 W

Configurations

Light distribution	Part ID	Light source	Rated lumens	Rated input power	CRI
 <p>[E] symmetric, narrow beam</p>	131-9003	LED-3/6W/2700K	611.6 lm	6 W	80
	131-9420	LED-3/6W/3000K	656.9 lm	6 W	80
	131-9421	LED-3/6W/4000K	702.2 lm	6 W	80
	131-9009	LED-3/9W/2700K	928.7 lm	9 W	80
	131-0176	LED-3/9W/3000K	974 lm	9 W	80
	131-0177	LED-3/9W/4000K	1019.3 lm	9 W	80
	131-9014	LED-3/13W/2700K	1177.9 lm	13 W	80
	131-0182	LED-3/13W/3000K	1245.8 lm	13 W	80
	131-0183	LED-3/13W/4000K	1302.5 lm	13 W	80
 <p>[E/E] symmetric, narrow beam up and down</p>	131-9018	LED-3/12W/2700K	1223.6 lm	12 W	80
	131-9416	LED-3/12W/3000K	1314.2 lm	12 W	80
	131-9417	LED-3/12W/4000K	1404.8 lm	12 W	80
	131-9026	LED-3/18W/2700K	1858 lm	18 W	80
	131-9726	LED-3/18W/3000K	1948.6 lm	18 W	80
	131-9731	LED-3/18W/4000K	2039.3 lm	18 W	80
	131-9034	LED-3/26W/2700K	2356.5 lm	26 W	80
	131-9736	LED-3/26W/3000K	2492.4 lm	26 W	80
	131-9741	LED-3/26W/4000K	2605.7 lm	26 W	80
 <p>[E/M] symmetric, narrow beam up and medium beam down</p>	131-9016	LED-3/12W/2700K	1157.9 lm	12 W	80
	131-9410	LED-3/12W/3000K	1243.7 lm	12 W	80
	131-9415	LED-3/12W/4000K	1329.4 lm	12 W	80
	131-9025	LED-3/18W/2700K	1758.3 lm	18 W	80
	131-9725	LED-3/18W/3000K	1844 lm	18 W	80
	131-9730	LED-3/18W/4000K	1929.8 lm	18 W	80
	131-9033	LED-3/26W/2700K	2230 lm	26 W	80
	131-9735	LED-3/26W/3000K	2358.7 lm	26 W	80
	131-9740	LED-3/26W/4000K	2465.9 lm	26 W	80
 <p>[E/R45] symmetric narrow beam up and forward throw down</p>	131-9020	LED-3/12W/2700K	1163.2 lm	12 W	80
	131-9462	LED-3/12W/3000K	1249.4 lm	12 W	80
	131-9463	LED-3/12W/4000K	1335.5 lm	12 W	80
	131-9023	LED-3/18W/2700K	1766.3 lm	18 W	80
	131-9723	LED-3/18W/3000K	1852.5 lm	18 W	80
	131-9728	LED-3/18W/4000K	1938.7 lm	18 W	80
	131-9029	LED-3/26W/2700K	2240.2 lm	26 W	80

Light distribution	Part ID	Light source	Rated lumens	Rated input power	CRI
	131-9733	LED-3/26W/3000K	2369.5 lm	26 W	80
	131-9738	LED-3/26W/4000K	2477.2 lm	26 W	80
 <p>[E/S] symmetric, narrow beam up and side throw down</p>	131-7018	LED-3/12W/2700K	1127.3 lm	12 W	80
	131-9408	LED-3/12W/3000K	1210.8 lm	12 W	80
	131-9413	LED-3/12W/4000K	1294.3 lm	12 W	80
	131-7021	LED-3/18W/2700K	1711.9 lm	18 W	80
	131-7022	LED-3/18W/3000K	1795.4 lm	18 W	80
	131-7023	LED-3/18W/4000K	1878.9 lm	18 W	80
	131-7024	LED-3/26W/2700K	2171.1 lm	26 W	80
	131-7025	LED-3/26W/3000K	2296.4 lm	26 W	80
	131-7026	LED-3/26W/4000K	2400.8 lm	26 W	80
	 <p>[M] symmetric, medium beam</p>	131-9002	LED-3/6W/2700K	546 lm	6 W
131-9401		LED-3/6W/3000K	586.5 lm	6 W	80
131-9404		LED-3/6W/4000K	626.9 lm	6 W	80
131-9008		LED-3/9W/2700K	829.1 lm	9 W	80
131-0174		LED-3/9W/3000K	869.6 lm	9 W	80
131-0175		LED-3/9W/4000K	910 lm	9 W	80
131-9013		LED-3/13W/2700K	1051.6 lm	13 W	80
131-0180		LED-3/13W/3000K	1112.2 lm	13 W	80
131-0181		LED-3/13W/4000K	1162.8 lm	13 W	80
 <p>[M/M] symmetric, medium beam up and down</p>		131-9015	LED-3/12W/2700K	1092.2 lm	12 W
	131-9409	LED-3/12W/3000K	1173.1 lm	12 W	80
	131-9414	LED-3/12W/4000K	1254 lm	12 W	80
	131-9024	LED-3/18W/2700K	1658.5 lm	18 W	80
	131-9724	LED-3/18W/3000K	1739.5 lm	18 W	80
	131-9729	LED-3/18W/4000K	1820.4 lm	18 W	80
	131-9032	LED-3/26W/2700K	2103.5 lm	26 W	80
	131-9734	LED-3/26W/3000K	2224.9 lm	26 W	80
	131-9739	LED-3/26W/4000K	2326 lm	26 W	80
	 <p>[M/R45] medium beam up and forward throw down</p>	131-9019	LED-3/12W/2700K	1097.5 lm	12 W
131-9423		LED-3/12W/3000K	1178.8 lm	12 W	80
131-9425		LED-3/12W/4000K	1260.1 lm	12 W	80
131-9022		LED-3/18W/2700K	1666.6 lm	18 W	80
131-9722		LED-3/18W/3000K	1747.9 lm	18 W	80
131-9727		LED-3/18W/4000K	1829.2 lm	18 W	80
131-9028		LED-3/26W/2700K	2113.8 lm	26 W	80

Light distribution	Part ID	Light source	Rated lumens	Rated input power	CRI	
	131-9732	LED-3/26W/3000K	2235.7 lm	26 W	80	
	131-9737	LED-3/26W/4000K	2337.3 lm	26 W	80	
 <p>[M/S] symmetric, medium beam up and side throw down</p>	131-7009	LED-3/12W/2700K	1061.7 lm	12 W	80	
	131-9407	LED-3/12W/3000K	1140.3 lm	12 W	80	
	131-9412	LED-3/12W/4000K	1218.9 lm	12 W	80	
	131-7012	LED-3/18W/2700K	1612.2 lm	18 W	80	
	131-7013	LED-3/18W/3000K	1690.8 lm	18 W	80	
	131-7014	LED-3/18W/4000K	1769.4 lm	18 W	80	
	131-7015	LED-3/26W/2700K	2044.7 lm	26 W	80	
	131-7016	LED-3/26W/3000K	2162.6 lm	26 W	80	
	131-7017	LED-3/26W/4000K	2260.9 lm	26 W	80	
	 <p>[R45] rectangular, side throw</p>	131-9004	LED-3/6W/2700K	551.4 lm	6 W	80
		131-9422	LED-3/6W/3000K	592.2 lm	6 W	80
131-9424		LED-3/6W/4000K	633 lm	6 W	80	
131-9007		LED-3/9W/2700K	837.3 lm	9 W	80	
131-0178		LED-3/9W/3000K	878.1 lm	9 W	80	
131-0179		LED-3/9W/4000K	918.9 lm	9 W	80	
131-9012		LED-3/13W/2700K	1061.9 lm	13 W	80	
131-0184		LED-3/13W/3000K	1123.1 lm	13 W	80	
131-0185		LED-3/13W/4000K	1174.2 lm	13 W	80	
 <p>[R45/R45] rectangular, side throw</p>		131-9021	LED-3/12W/2700K	2205.5 lm	12 W	80
		131-9466	LED-3/12W/3000K	2368.9 lm	12 W	80
	131-9467	LED-3/12W/4000K	2532.3 lm	12 W	80	
	131-9027	LED-3/18W/2700K	3349.1 lm	18 W	80	
	131-9882	LED-3/18W/3000K	3512.5 lm	18 W	80	
	131-9883	LED-3/18W/4000K	3675.9 lm	18 W	80	
	131-9035	LED-3/26W/2700K	4247.7 lm	26 W	80	
	131-9884	LED-3/26W/3000K	4492.7 lm	26 W	80	
	131-9885	LED-3/26W/4000K	4696.9 lm	26 W	80	
	 <p>[S] asymmetric, side throw</p>	131-7000	LED-3/6W/2700K	515.6 lm	6 W	80
		131-9400	LED-3/6W/3000K	553.8 lm	6 W	80
131-9403		LED-3/6W/4000K	592 lm	6 W	80	
131-7003		LED-3/9W/2700K	783 lm	9 W	80	
131-7004		LED-3/9W/3000K	821.2 lm	9 W	80	
131-7005		LED-3/9W/4000K	859.4 lm	9 W	80	
131-7006		LED-3/13W/2700K	993.1 lm	13 W	80	

Light distribution	Part ID	Light source	Rated lumens	Rated input power	CRI
	131-7007	LED-3/13W/3000K	1050.4 lm	13 W	80
	131-7008	LED-3/13W/4000K	1098.1 lm	13 W	80