

Description

IP66, Class I. Class II on request. IK07. Marine-grade, die-cast aluminium alloy. 5CE superior corrosion protection including PCS hardware. Silicone CCG® Controlled Compression Gasket. Safety glass lens. Two cable entries. Integral EC electronic converter. CAD-optimised optics for superior illumination and glare control. OLC® One LED Concept. Factory installed LED circuit board. 1-10V or DALI interface on request. Optional 2200 K version up to max. 1050mA available. To be specified at time of ordering.

Specifications

Material description

Body	Marine-grade die-cast aluminium alloy			
Lens	Safety glass lens			
Colours	RAL9004 Signal black	RAL9006 White aluminium	RAL9016 Traffic white	RAL7016 Anthracite grey
	RAL9007 Grey aluminium			
Fasteners	PCS Polymer Coated Stainless Steel Hardware			
Ingress protection	IP66			
Impact resistance	IK07			
Corrosion resistance	5CE			

Electrical description

Power supply	220-240V / 50-60 Hz
Driver / Ballast	Standard. Optional DALI version available. To be specified at time of ordering.
Surge protection	1/2 kV
Energy efficiency	C-D (Light source)

Additional information









Lifetime	Ta=25° L90B10 > 90000h
----------	------------------------




Options

Light distribution


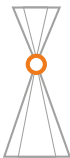
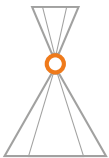
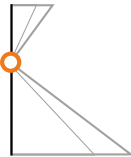

Colour temperature

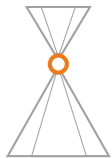
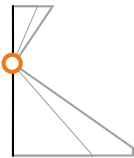
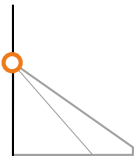
Nominal Watt

- 
[M] symmetric, medium beam
- 
[M/M] symmetric, medium beam up and down
- 
[E/M] symmetric, narrow beam up and medium beam down
- 
[E] symmetric, narrow beam
- 
[E/E] symmetric, narrow beam up and down
- 
[R45] rectangular, side throw
- 
[M/R45] medium beam up and forward throw down
- 
[E/R45] symmetric narrow beam up and forward throw down

	3000K	6 W
	4000K	12 W
	2700K	9 W
		13 W

Configurations

Light distribution	Part ID	Light source	Rated lumens	Rated input power	CRI
 <p>[E] symmetric, narrow beam</p>	131-9003	LED-3/6W/2700K	611.6 lm	6 W	80
	131-9420	LED-3/6W/3000K	656.9 lm	6 W	80
	131-9421	LED-3/6W/4000K	702.2 lm	6 W	80
	131-9009	LED-3/9W/2700K	928.7 lm	9 W	80
	131-0176	LED-3/9W/3000K	974 lm	9 W	80
	131-0177	LED-3/9W/4000K	1019.3 lm	9 W	80
	131-9014	LED-3/13W/2700K	1177.9 lm	13 W	80
	131-0182	LED-3/13W/3000K	1245.8 lm	13 W	80
	131-0183	LED-3/13W/4000K	1302.5 lm	13 W	80
	 <p>[E/E] symmetric, narrow beam up and down</p>	131-9018	LED-3/12W/2700K	1223.6 lm	12 W
131-9416		LED-3/12W/3000K	1314.2 lm	12 W	80
131-9417		LED-3/12W/4000K	1404.8 lm	12 W	80
 <p>[E/M] symmetric, narrow beam up and medium beam down</p>	131-9016	LED-3/12W/2700K	1157.9 lm	12 W	80
	131-9410	LED-3/12W/3000K	1243.7 lm	12 W	80
	131-9415	LED-3/12W/4000K	1329.4 lm	12 W	80
 <p>[E/R45] symmetric narrow beam up and forward throw down</p>	131-9020	LED-3/12W/2700K	1163.2 lm	12 W	80
	131-9462	LED-3/12W/3000K	1249.4 lm	12 W	80
	131-9463	LED-3/12W/4000K	1335.5 lm	12 W	80
 <p>[M] symmetric, medium beam</p>	131-9002	LED-3/6W/2700K	546 lm	6 W	80
	131-9401	LED-3/6W/3000K	586.5 lm	6 W	80
	131-9404	LED-3/6W/4000K	626.9 lm	6 W	80
	131-9008	LED-3/9W/2700K	829.1 lm	9 W	80
	131-0174	LED-3/9W/3000K	869.6 lm	9 W	80
	131-0175	LED-3/9W/4000K	910 lm	9 W	80
	131-9013	LED-3/13W/2700K	1051.6 lm	13 W	80
	131-0180	LED-3/13W/3000K	1112.2 lm	13 W	80
	131-0181	LED-3/13W/4000K	1162.8 lm	13 W	80

Light distribution	Part ID	Light source	Rated lumens	Rated input power	CRI
 <p>[M/M] symmetric, medium beam up and down</p>	131-9015	LED-3/12W/2700K	1092.2 lm	12 W	80
	131-9409	LED-3/12W/3000K	1173.1 lm	12 W	80
	131-9414	LED-3/12W/4000K	1254 lm	12 W	80
 <p>[M/R45] medium beam up and forward throw down</p>	131-9019	LED-3/12W/2700K	1097.5 lm	12 W	80
	131-9423	LED-3/12W/3000K	1178.8 lm	12 W	80
	131-9425	LED-3/12W/4000K	1260.1 lm	12 W	80
 <p>[R45] rectangular, side throw</p>	131-9004	LED-3/6W/2700K	551.4 lm	6 W	80
	131-9422	LED-3/6W/3000K	592.2 lm	6 W	80
	131-9424	LED-3/6W/4000K	633 lm	6 W	80
	131-9007	LED-3/9W/2700K	837.3 lm	9 W	80
	131-0178	LED-3/9W/3000K	878.1 lm	9 W	80
	131-0179	LED-3/9W/4000K	918.9 lm	9 W	80
	131-9012	LED-3/13W/2700K	1061.9 lm	13 W	80
	131-0184	LED-3/13W/3000K	1123.1 lm	13 W	80
	131-0185	LED-3/13W/4000K	1174.2 lm	13 W	80