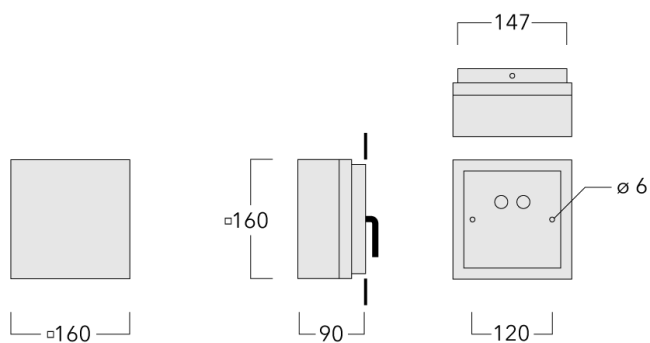






### Description

IP66, Classe I. Classe II sur demande. IK07. Corps en fonte d'aluminium. Visserie inox avec traitement PCS. Protection contre la corrosion 5CE. Joint silicone. Verre de sécurité. Deux entrées de câble. Interface 1-10V ou DALI sur demande. Version en 2200K disponible jusqu'à 1050mA. À préciser lors de la demande de devis.



## Spécifications

### Description du matériel

Corps	Corps en fonte d'aluminium, visserie inox avec traitement PCS			
Lentille	Verre de sécurité			
Couleurs	<b>RAL9004</b>	<b>RAL9016</b>	<b>RAL7016</b>	<b>RAL9007</b>
	Noir de sécurité	Blanc signalisation	Gris anthracite	Aluminium gris
Joint	CCG® Joint silicone			
Visserie	PCS Inox avec recouvrement polymère			
IP	IP66			
IK	IK07			
Protection contre la corrosion	5CE			

### Description électrique












Alimentation électrique	220-240V / 50-60 Hz
Driver	Standard - version DALI disponible en option
Protection contre les surtensions	1/2 kV
Efficacité énergétique	C-D

### Informations complémentaires


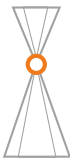
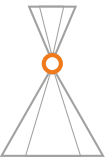
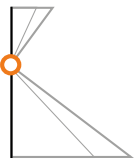

Hauteur x Profondeur (mm)	
Durée de vie	Ta=25° L90B10 > 90000h

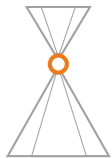
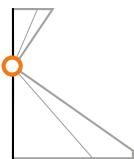
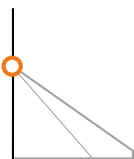
**Options**

**Distribution de la lumière**    **Température de couleur**    **Données en sortie de luminaire**

	[M]		3000K	6 W 12 W
	[M/M]		4000K	9 W 13 W
	[E/M]		2700K	
	[E]			
	[E/E]			
	[R45]			
	[M/R45]			
	[E/R45]			

## Configurations

Distribution de la lumière	Référence	Source lumineuse	Rated lumens	Rated input power	IRC
 [E]	131-9003	LED-3/6W/2700K	611.6 lm	6 W	80
	131-9420	LED-3/6W/3000K	656.9 lm	6 W	80
	131-9421	LED-3/6W/4000K	702.2 lm	6 W	80
	131-9009	LED-3/9W/2700K	928.7 lm	9 W	80
	131-0176	LED-3/9W/3000K	974 lm	9 W	80
	131-0177	LED-3/9W/4000K	1019.3 lm	9 W	80
	131-9014	LED-3/13W/2700K	1177.9 lm	13 W	80
	131-0182	LED-3/13W/3000K	1245.8 lm	13 W	80
	131-0183	LED-3/13W/4000K	1302.5 lm	13 W	80
	 [E/E]	131-9018	LED-3/12W/2700K	1223.6 lm	12 W
131-9416		LED-3/12W/3000K	1314.2 lm	12 W	80
131-9417		LED-3/12W/4000K	1404.8 lm	12 W	80
 [E/M]	131-9016	LED-3/12W/2700K	1157.9 lm	12 W	80
	131-9410	LED-3/12W/3000K	1243.7 lm	12 W	80
	131-9415	LED-3/12W/4000K	1329.4 lm	12 W	80
 [E/R45]	131-9020	LED-3/12W/2700K	1163.2 lm	12 W	80
	131-9462	LED-3/12W/3000K	1249.4 lm	12 W	80
	131-9463	LED-3/12W/4000K	1335.5 lm	12 W	80
 [M]	131-9002	LED-3/6W/2700K	546 lm	6 W	80
	131-9401	LED-3/6W/3000K	586.5 lm	6 W	80
	131-9404	LED-3/6W/4000K	626.9 lm	6 W	80
	131-9008	LED-3/9W/2700K	829.1 lm	9 W	80
	131-0174	LED-3/9W/3000K	869.6 lm	9 W	80
	131-0175	LED-3/9W/4000K	910 lm	9 W	80
	131-9013	LED-3/13W/2700K	1051.6 lm	13 W	80
	131-0180	LED-3/13W/3000K	1112.2 lm	13 W	80
	131-0181	LED-3/13W/4000K	1162.8 lm	13 W	80
	131-9015	LED-3/12W/2700K	1092.2 lm	12 W	80
	131-9409	LED-3/12W/3000K	1173.1 lm	12 W	80

Distribution de la lumière	Référence	Source lumineuse	Rated lumens	Rated input power	IRC
	131-9414	LED-3/12W/4000K	1254 lm	12 W	80
[M/M]					
	131-9019	LED-3/12W/2700K	1097.5 lm	12 W	80
	131-9423	LED-3/12W/3000K	1178.8 lm	12 W	80
	131-9425	LED-3/12W/4000K	1260.1 lm	12 W	80
[M/R45]					
	131-9004	LED-3/6W/2700K	551.4 lm	6 W	80
	131-9422	LED-3/6W/3000K	592.2 lm	6 W	80
	131-9424	LED-3/6W/4000K	633 lm	6 W	80
	131-9007	LED-3/9W/2700K	837.3 lm	9 W	80
	131-0178	LED-3/9W/3000K	878.1 lm	9 W	80
	131-0179	LED-3/9W/4000K	918.9 lm	9 W	80
	131-9012	LED-3/13W/2700K	1061.9 lm	13 W	80
	131-0184	LED-3/13W/3000K	1123.1 lm	13 W	80
	131-0185	LED-3/13W/4000K	1174.2 lm	13 W	80
[R45]					