

Description

IP66, Class I. Class II on request. IK07. Marine-grade, die-cast aluminium alloy. 5CE superior corrosion protection including PCS hardware. Silicone CCG® Controlled Compression Gasket. Safety glass lens. Two cable entries. Integral EC electronic converter. CAD-optimised optics for superior illumination and glare control. OLC® One LED Concept. Factory installed LED circuit board. 1-10V or DALI interface on request. Optional 2200 K version up to max. 1050mA available. To be specified at time of ordering.

Specifications

Material description

Body	Marine-grade die-cast aluminium alloy			
Lens	Safety glass lens			
Colours	RAL9004 Signal black	RAL9006 White aluminium	RAL9016 Traffic white	RAL7016 Anthracite grey
	RAL9007 Grey aluminium			
Fasteners	PCS Polymer Coated Stainless Steel Hardware			
Ingress protection	IP66			
Impact resistance	IK07			
Corrosion resistance	5CE			

Electrical description









Power supply	220-240V / 50-60 Hz
Driver / Ballast	Standard. Optional DALI version available. To be specified at time of ordering.
Surge protection	1/2 kV
Energy efficiency	C-D (Light source)

Additional information




Lifetime	Ta=25° L90B10 > 90000h
----------	------------------------

Options

Light distribution

- 
[M] symmetric, medium beam
- 
[M/M] symmetric, medium beam up and down
- 
[E/M] symmetric, narrow beam up and medium beam down
- 
[E] symmetric, narrow beam
- 
[E/E] symmetric, narrow beam up and down
- 
[R45] rectangular, side throw
- 
[M/R45] medium beam up and forward throw down
- 
[E/R45] symmetric narrow beam up and forward throw down


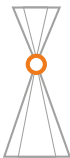
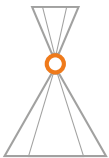
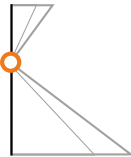

Colour temperature

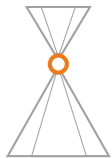
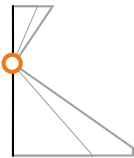
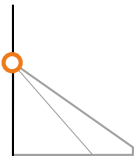
- 
3000K
- 
4000K
- 
2700K

Nominal Watt

- 12 W
- 24 W
- 18 W
- 26 W

Configurations

Light distribution	Part ID	Light source	Rated lumens	Rated input power	CRI
 <p>[E] symmetric, narrow beam</p>	131-9428	LED-6/12W/2700K	1223.2 lm	12 W	80
	131-9460	LED-6/12W/3000K	1313.8 lm	12 W	80
	131-9461	LED-6/12W/4000K	1404.4 lm	12 W	80
	131-9887	LED-6/18W/2700K	1857.4 lm	18 W	80
	131-0188	LED-6/18W/3000K	1948 lm	18 W	80
	131-0189	LED-6/18W/4000K	2038.6 lm	18 W	80
	131-9889	LED-6/26W/2700K	2355.8 lm	26 W	80
	131-0194	LED-6/26W/3000K	2491.7 lm	26 W	80
	131-0195	LED-6/26W/4000K	2604.9 lm	26 W	80
 <p>[E/E] symmetric, narrow beam up and down</p>	131-9433	LED-6/24W/2700K	2447.1 lm	24 W	80
	131-9453	LED-6/24W/3000K	2628.4 lm	24 W	80
	131-9454	LED-6/24W/4000K	2809.6 lm	24 W	80
 <p>[E/M] symmetric, narrow beam up and medium beam down</p>	131-9432	LED-6/24W/2700K	2315.8 lm	24 W	80
	131-9447	LED-6/24W/3000K	2487.3 lm	24 W	80
	131-9452	LED-6/24W/4000K	2658.8 lm	24 W	80
 <p>[E/R45] symmetric narrow beam up and forward throw down</p>	131-9702	LED-6/24W/2700K	2326.4 lm	24 W	80
	131-9464	LED-6/24W/3000K	2498.7 lm	24 W	80
	131-9465	LED-6/24W/4000K	2671 lm	24 W	80
 <p>[M] symmetric, medium beam</p>	131-9427	LED-6/12W/2700K	1092 lm	12 W	80
	131-9438	LED-6/12W/3000K	1172.9 lm	12 W	80
	131-9441	LED-6/12W/4000K	1253.8 lm	12 W	80
	131-9886	LED-6/18W/2700K	1658.3 lm	18 W	80
	131-0186	LED-6/18W/3000K	1739.1 lm	18 W	80
	131-0187	LED-6/18W/4000K	1820 lm	18 W	80
	131-9888	LED-6/26W/2700K	2103.2 lm	26 W	80
	131-0192	LED-6/26W/3000K	2224.5 lm	26 W	80
	131-0193	LED-6/26W/4000K	2325.6 lm	26 W	80

Light distribution	Part ID	Light source	Rated lumens	Rated input power	CRI
 <p>[M/M] symmetric, medium beam up and down</p>	131-9431	LED-6/24W/2700K	2184.4 lm	24 W	80
	131-9446	LED-6/24W/3000K	2346.2 lm	24 W	80
	131-9451	LED-6/24W/4000K	2508.1 lm	24 W	80
 <p>[M/R45] medium beam up and forward throw down</p>	131-9701	LED-6/24W/2700K	2195.1 lm	24 W	80
	131-9456	LED-6/24W/3000K	2357.7 lm	24 W	80
	131-9458	LED-6/24W/4000K	2520.3 lm	24 W	80
 <p>[R45] rectangular, side throw</p>	131-9700	LED-6/12W/2700K	1102.7 lm	12 W	80
	131-9455	LED-6/12W/3000K	1184.4 lm	12 W	80
	131-9457	LED-6/12W/4000K	1266.1 lm	12 W	80
	131-9895	LED-6/18W/2700K	1674.5 lm	18 W	80
	131-0190	LED-6/18W/3000K	1756.2 lm	18 W	80
	131-0191	LED-6/18W/4000K	1837.9 lm	18 W	80
	131-9904	LED-6/26W/2700K	2123.8 lm	26 W	80
	131-0196	LED-6/26W/3000K	2246.3 lm	26 W	80
	131-0197	LED-6/26W/4000K	2348.4 lm	26 W	80