

Description

IP66, Class I. IK07. Marine-grade, die-cast aluminium alloy. 5CE superior corrosion protection including PCS hardware. Safety glass lens. Silicone rubber gasket. Luminaire is factory-sealed and does not need to be opened during installation.

Integral EC electronic converter. Advanced thermal management protects LEDs while optimising lumens output. CAD-optimised optics for superior illumination and glare control. OLC® One LED Concept. Two cable entries. Optional 2200 K version up to max. 1050mA available. To be specified at time of ordering.

Luminaire can be mounted for up or down lighting.

Specifications

Material description

Body	Marine-grade die-cast aluminium alloy		
Lens	Safety glass lens		
Colours	RAL9004 Signal black	RAL9006 White aluminium	RAL9007 Grey aluminium
Gasket	Silicone rubber gasket		
Fasteners	PCS Polymer Coated Stainless Steel Hardware (unpainted)		
Ingress protection	IP66		
Impact resistance	IK07		
Corrosion resistance	5CE+Primer		

Electrical description













Power supply	230V / 50 Hz
Driver / Ballast	Integral EC electronic converter
Surge protection	1/2 kV
Energy efficiency	The product is supplied with 10-year warranty. Please refer to the LED Warranty Statement located on www.we-ef.com for further details.

Additional information

Lifetime	Ta=40° L90B10 > 90000h
----------	------------------------

Options

Light distribution

-  [M] symmetric, medium beam
-  [M/M] symmetric, medium beam up and down
-  [S] asymmetric, side throw
-  [M/S] symmetric, medium beam up and side throw down
-  [E/S] symmetric, narrow beam up and side throw down
-  [E/M] symmetric, narrow beam up and medium beam down
-  [E] symmetric, narrow beam
-  [E/E] symmetric, narrow beam up and down
-  [R45] rectangular, side throw
-  [M/R45] medium beam up and forward throw down
-  [E/R45] symmetric narrow beam up and forward throw down
-  [R45/R45] rectangular, side throw



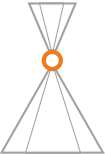
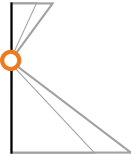
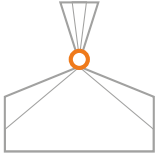
Colour temperature


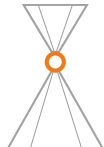
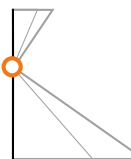
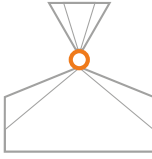
	3000K
	4000K
	2700K

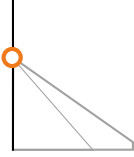


Nominal Watt

12 W
24 W
18 W
36 W
26 W
52 W

Configurations

Light distribution	Part ID	Light source	Rated lumens	Rated input power	CRI
 <p>[E] symmetric, narrow beam</p>	131-9428	LED-6/12W/2700K	1223.2 lm	12 W	80
	131-9460	LED-6/12W/3000K	1313.8 lm	12 W	80
	131-9461	LED-6/12W/4000K	1404.4 lm	12 W	80
	131-9887	LED-6/18W/2700K	1857.4 lm	18 W	80
	131-0188	LED-6/18W/3000K	1948 lm	18 W	80
	131-0189	LED-6/18W/4000K	2038.6 lm	18 W	80
	131-9889	LED-6/26W/2700K	2355.8 lm	26 W	80
	131-0194	LED-6/26W/3000K	2491.7 lm	26 W	80
	131-0195	LED-6/26W/4000K	2604.9 lm	26 W	80
	 <p>[E/E] symmetric, narrow beam up and down</p>	131-9433	LED-6/24W/2700K	2447.1 lm	24 W
131-9453		LED-6/24W/3000K	2628.4 lm	24 W	80
131-9454		LED-6/24W/4000K	2809.6 lm	24 W	80
131-9758		LED-6/36W/3000K	3897.2 lm	36 W	80
131-9763		LED-6/36W/4000K	4078.5 lm	36 W	80
131-9768		LED-6/52W/3000K	4984.8 lm	52 W	80
131-9773		LED-6/52W/4000K	5211.4 lm	52 W	80
 <p>[E/M] symmetric, narrow beam up and medium beam down</p>		131-9432	LED-6/24W/2700K	2315.8 lm	24 W
	131-9447	LED-6/24W/3000K	2487.3 lm	24 W	80
	131-9452	LED-6/24W/4000K	2658.8 lm	24 W	80
	131-9757	LED-6/36W/3000K	3688.1 lm	36 W	80
	131-9762	LED-6/36W/4000K	3859.6 lm	36 W	80
	131-9767	LED-6/52W/3000K	4717.3 lm	52 W	80
	131-9772	LED-6/52W/4000K	4931.7 lm	52 W	80
	 <p>[E/R45] symmetric narrow beam up and forward throw down</p>	131-9702	LED-6/24W/2700K	2326.4 lm	24 W
131-9464		LED-6/24W/3000K	2498.7 lm	24 W	80
131-9465		LED-6/24W/4000K	2671 lm	24 W	80
131-9755		LED-6/36W/3000K	3705 lm	36 W	80
131-9760		LED-6/36W/4000K	3877.3 lm	36 W	80
131-9765		LED-6/52W/3000K	4738.9 lm	52 W	80
131-9770		LED-6/52W/4000K	4954.3 lm	52 W	80
		131-9430	LED-6/24W/2700K	2254.7 lm	24 W
	131-9445	LED-6/24W/3000K	2421.7 lm	24 W	80
	131-9450	LED-6/24W/4000K	2588.7 lm	24 W	80
	131-7042	LED-6/36W/2700K	3423.7 lm	36 W	80

Light distribution	Part ID	Light source	Rated lumens	Rated input power	CRI
[E/S] symmetric, narrow beam up and side throw down	131-7043	LED-6/36W/3000K	3590.7 lm	36 W	80
	131-7044	LED-6/36W/4000K	3757.8 lm	36 W	80
	131-7045	LED-6/52W/2700K	4342.3 lm	52 W	80
	131-7046	LED-6/52W/3000K	4592.8 lm	52 W	80
	131-7047	LED-6/52W/4000K	4801.6 lm	52 W	80
 [M] symmetric, medium beam	131-9427	LED-6/12W/2700K	1092 lm	12 W	80
	131-9438	LED-6/12W/3000K	1172.9 lm	12 W	80
	131-9441	LED-6/12W/4000K	1253.8 lm	12 W	80
	131-9886	LED-6/18W/2700K	1658.3 lm	18 W	80
	131-0186	LED-6/18W/3000K	1739.1 lm	18 W	80
	131-0187	LED-6/18W/4000K	1820 lm	18 W	80
	131-9888	LED-6/26W/2700K	2103.2 lm	26 W	80
	131-0192	LED-6/26W/3000K	2224.5 lm	26 W	80
	131-0193	LED-6/26W/4000K	2325.6 lm	26 W	80
	 [M/M] symmetric, medium beam up and down	131-9431	LED-6/24W/2700K	2184.4 lm	24 W
131-9446		LED-6/24W/3000K	2346.2 lm	24 W	80
131-9451		LED-6/24W/4000K	2508.1 lm	24 W	80
131-9756		LED-6/36W/3000K	3478.9 lm	36 W	80
131-9761		LED-6/36W/4000K	3640.7 lm	36 W	80
131-9766		LED-6/52W/3000K	4449.8 lm	52 W	80
131-9771		LED-6/52W/4000K	4652 lm	52 W	80
 [M/R45] medium beam up and forward throw down	131-9701	LED-6/24W/2700K	2195.1 lm	24 W	80
	131-9456	LED-6/24W/3000K	2357.7 lm	24 W	80
	131-9458	LED-6/24W/4000K	2520.3 lm	24 W	80
	131-9754	LED-6/36W/3000K	3495.8 lm	36 W	80
	131-9759	LED-6/36W/4000K	3658.4 lm	36 W	80
	131-9764	LED-6/52W/3000K	4471.4 lm	52 W	80
	131-9769	LED-6/52W/4000K	4674.7 lm	52 W	80
 [M/S] symmetric, medium beam up and side throw down	131-9429	LED-6/24W/2700K	2123.3 lm	24 W	80
	131-9444	LED-6/24W/3000K	2280.6 lm	24 W	80
	131-9449	LED-6/24W/4000K	2437.9 lm	24 W	80
	131-7036	LED-6/36W/2700K	3224.3 lm	36 W	80
	131-7037	LED-6/36W/3000K	3381.6 lm	36 W	80
	131-7038	LED-6/36W/4000K	3538.9 lm	36 W	80
	131-7039	LED-6/52W/2700K	4089.4 lm	52 W	80
	131-7040	LED-6/52W/3000K	4325.3 lm	52 W	80

Light distribution	Part ID	Light source	Rated lumens	Rated input power	CRI
 <p>[R45] rectangular, side throw</p>	131-7041	LED-6/52W/4000K	4521.9 lm	52 W	80
	131-9700	LED-6/12W/2700K	1102.7 lm	12 W	80
	131-9455	LED-6/12W/3000K	1184.4 lm	12 W	80
	131-9457	LED-6/12W/4000K	1266.1 lm	12 W	80
	131-9895	LED-6/18W/2700K	1674.5 lm	18 W	80
	131-0190	LED-6/18W/3000K	1756.2 lm	18 W	80
	131-0191	LED-6/18W/4000K	1837.9 lm	18 W	80
	131-9904	LED-6/26W/2700K	2123.8 lm	26 W	80
	131-0196	LED-6/26W/3000K	2246.3 lm	26 W	80
	131-0197	LED-6/26W/4000K	2348.4 lm	26 W	80
	 <p>[R45/R45] rectangular, side throw</p>	131-9703	LED-6/24W/2700K	4411 lm	24 W
131-9468		LED-6/24W/3000K	4737.8 lm	24 W	80
131-9469		LED-6/24W/4000K	5064.5 lm	24 W	80
 <p>[S] asymmetric, side throw</p>	131-9426	LED-6/12W/2700K	1031.3 lm	12 W	80
	131-9437	LED-6/12W/3000K	1107.7 lm	12 W	80
	131-9440	LED-6/12W/4000K	1184.1 lm	12 W	80
	131-7030	LED-6/18W/2700K	1566 lm	18 W	80
	131-7031	LED-6/18W/3000K	1642.4 lm	18 W	80
	131-7032	LED-6/18W/4000K	1718.8 lm	18 W	80
	131-7033	LED-6/26W/2700K	1986.2 lm	26 W	80
	131-7034	LED-6/26W/3000K	2100.8 lm	26 W	80
	131-7035	LED-6/26W/4000K	2196.2 lm	26 W	80