

### Description

The RFL110 features an elegant round shape, designed with the future in mind, offering a full suite of connectivity options. Post top installation on poles, seamlessly blending into urban landscapes by day and night. Constructed from marine-grade, die-cast aluminium alloy, with an IP66 rating, 5CE superior corrosion protection including PCS hardware and CCG® Controlled Compression Gasket. Non-reflective flat safety glass cover, hinged. Integral EC electronic converter, class I or class II. OLC® One LED Concept CAD-optimised optics and non-reflective flat safety glass cover, hinged, provide superior illumination and glare control. The luminaire is factory-sealed and does not need to be opened during installation. RFL110-SE with spigot size  $\text{\O} 42 \times 100$  mm. Contact WE-EF direct or your local WE-EF sales representative for an individual solution designed to precisely meet your needs. Photometric files (IES, LDT) for light distributions [S65] [S70] [P65] [R60] [A60] with Backlight Shield on request.

## Specifications

### Material description

Body	Marine-grade, die-cast aluminium alloy		
Lens	Non-reflective safety glass lens		
Colours	<b>RAL9004</b> Signal black	<b>RAL9006</b> White aluminium	<b>RAL9007</b> Grey aluminium
Gasket	CCG® Controlled Compression Gasket		
Fasteners	PCS Polymer Coated Stainless Steel Hardware		
Ingress protection	IP66		
Impact resistance	IK08		
Corrosion resistance	5CE+Primer		

### Electrical description

Power supply	220-240V / 50-60 Hz
Driver / Ballast	Integral EC electronic converter. DALI
Power factor	> 0.9
Surge protection	In-pole surge protection SP10 device supplied. Please refer to WE-EF installation instructions for details. Use suffix +A for Integral surge protection
Energy efficiency	C-D (Light source)

### Additional information

Windage	0,139 m <sup>2</sup>
Lifetime	T <sub>a</sub> =40° L90B10 > 100000h

## Options

### Light distribution



[A60] asymmetric, forward throw



[S65] asymmetric, side throw



[S70] asymmetric, side throw



[R60] rectangular, side throw



[P65] pedestrian/bicycle lane

### Colour temperature



2200K

TA








PCA

### Nominal Watt

8 W

## Configurations

Light distribution	Part ID	Light source	Rated lumens	Rated input power	CRI
 <p>[A60] asymmetric, forward throw</p>	111-2110	LED-8/8W/2200K-8/16W/3000K	2919.4 lm	8 W	70&80
	111-2112	LED-8/8W/PCA-8/16W/3000K	2818.8 lm	8 W	60&80
	111-2111	LED-8/8W/TA-8/16W/2200K	2248.3 lm	8 W	Amber&70
 <p>[P65] pedestrian/bicycle lane</p>	111-2128	LED-8/8W/2200K-8/16W/3000K	3094.1 lm	8 W	70&80
	111-2130	LED-8/8W/PCA-8/16W/3000K	2987.4 lm	8 W	60&80
	111-2129	LED-8/8W/TA-8/16W/2200K	2382.8 lm	8 W	Amber&70
 <p>[R60] rectangular, side throw</p>	111-2119	LED-8/8W/2200K-8/16W/3000K	2996.6 lm	8 W	70&80
	111-2121	LED-8/8W/PCA-8/16W/3000K	2893.2 lm	8 W	60&80
	111-2120	LED-8/8W/TA-8/16W/2200K	2307.7 lm	8 W	Amber&70
 <p>[S65] asymmetric, side throw</p>	111-2113	LED-8/8W/2200K-8/16W/3000K	3206 lm	8 W	70&80
	111-2115	LED-8/8W/PCA-8/16W/3000K	3095.4 lm	8 W	60&80
	111-2114	LED-8/8W/TA-8/16W/2200K	2469 lm	8 W	Amber&70
 <p>[S70] asymmetric, side throw</p>	111-2116	LED-8/8W/2200K-8/16W/3000K	3161.2 lm	8 W	70&80
	111-2118	LED-8/8W/PCA-8/16W/3000K	3052.2 lm	8 W	60&80
	111-2117	LED-8/8W/TA-8/16W/2200K	2434.5 lm	8 W	Amber&70