

Description

The RFL110 features an elegant round shape, designed with the future in mind, offering a full suite of connectivity options. Post top installation on poles, seamlessly blending into urban landscapes by day and night. Constructed from marine-grade, die-cast aluminium alloy, with an IP66 rating, 5CE superior corrosion protection including PCS hardware and CCG® Controlled Compression Gasket. Non-reflective flat safety glass cover, hinged. Integral EC electronic converter, class I or class II. OLC® One LED Concept CAD-optimised optics and non-reflective flat safety glass cover, hinged, provide superior illumination and glare control. The luminaire is factory-sealed and does not need to be opened during installation. RFL110-SE with spigot size Ø 42 x 100 mm. Contact WE-EF direct or your local WE-EF sales representative for an individual solution designed to precisely meet your needs. Photometric files (IES, LDT) for light distributions [S65] [S70] [P65] [R60] [A60] with Backlight Shield on request.

Specifications

Material description

Body	Marine-grade, die-cast aluminium alloy			
Lens	Non-reflective safety glass lens			
Colors	RAL9004	RAL9007	RAL9016	RAL8019
	Signal black	Grey aluminium	Traffic white	Grey brown
Gasket	CCG® Controlled Compression Gasket			
Fasteners	PCS Polymer Coated Stainless Steel Hardware			
Ingress protection	IP66			
Impact resistance	IK08			
Corrosion resistance	5CE			

Electrical description


Power supply	220-240V / 50-60 Hz
Driver / Ballast	Integral EC electronic converter. DALI
Power factor	> 0.9
Energy efficiency	C-D (Light source)


Additional information


Lifetime	Ta=25°/40° L90B10 > 100000h
----------	-----------------------------

Options


Light distribution

 [A60] Type IV Very Short

 [S65] Type III Medium

 [S70] Type II Short

 [R60] Type IV Short

 [P65] Type II Medium

Color temperature

 2200K






TA

 PCA

Nominal Watt

8 W

Configurations

Light distribution	Part ID	Light source	Delivered lumens	Rated input power	CRI
	111-2110	LED-8/8W/2200K-8/16W/3000K	2919.4 lm	8 W	70&80
	111-2112	LED-8/8W/PCA-8/16W/3000K	2818.8 lm	8 W	60&80
	111-2111	LED-8/8W/TA-8/16W/2200K	2248.3 lm	8 W	Amber&70
[A60] Type IV Very Short					
	111-2128	LED-8/8W/2200K-8/16W/3000K	3094.1 lm	8 W	70&80
	111-2130	LED-8/8W/PCA-8/16W/3000K	2987.4 lm	8 W	60&80
	111-2129	LED-8/8W/TA-8/16W/2200K	2382.8 lm	8 W	Amber&70
[P65] Type II Medium					
	111-2119	LED-8/8W/2200K-8/16W/3000K	2996.6 lm	8 W	70&80
	111-2121	LED-8/8W/PCA-8/16W/3000K	2893.2 lm	8 W	60&80
	111-2120	LED-8/8W/TA-8/16W/2200K	2307.7 lm	8 W	Amber&70
[R60] Type IV Short					
	111-2113	LED-8/8W/2200K-8/16W/3000K	3206 lm	8 W	70&80
	111-2115	LED-8/8W/PCA-8/16W/3000K	3095.4 lm	8 W	60&80
	111-2114	LED-8/8W/TA-8/16W/2200K	2469 lm	8 W	Amber&70
[S65] Type III Medium					
	111-2116	LED-8/8W/2200K-8/16W/3000K	3161.2 lm	8 W	70&80
	111-2118	LED-8/8W/PCA-8/16W/3000K	3052.2 lm	8 W	60&80
	111-2117	LED-8/8W/TA-8/16W/2200K	2434.5 lm	8 W	Amber&70
[S70] Type II Short					