

Description

La lanterne RFL110 présente une forme ronde élégante et est conçue pour l'avenir. Elle offre une gamme complète d'options de connectivité. Installation en top de mât, s'intégrant parfaitement aux paysages urbains de jour comme de nuit. IP66. Classe I ou Classe II. IK08. Traitement bord de mer en option. Protection contre la corrosion 5CE. Corps en fonte d'aluminium injecté résistant à la corrosion. Visserie inox anti couple galvanique avec traitement PCS. Joint silicone CCG® (compression contrôlée). Modules LED Zhaga 8 LED interchangeables individuellement. Vasque en verre antireflet. Driver électronique format Zhaga intégré certifié D4i. Lanterne disponible avec système de connectivité Zhaga Book18 au-dessus ou en-dessous. Lentille LED format Zhaga avec technologie OLC® One LED Concept (mono optique multidirectionnelle) pour une maîtrise du flux et de l'uniformité de l'éclairage. Circuit imprimé LED installé lors de l'assemblage du luminaire en usine. Le luminaire est fermé en usine et n'a pas besoin d'être ouvert pendant l'installation. Luminaire pilotable en DALI. Abaissement autonome standard. Luminaire disponible en technologie Wild-Light. RFL110-SE uniquement avec emmanchement Ø 42 x 100 mm. Pour une solution sur-mesure veuillez contacter WE-EF directement ou le représentant commercial de votre région sur la page contact du site internet WE-EF.

Fichiers photométriques (IES, LDT) : [S65] [S70] [P65]
[R60] [A60] avec coupe flux arrière sur demande. ULR =
0%. Code de flux CIE n°3. Ce luminaire respecte l'Arrêté
TREP 1831126A.

Spécifications

Description du matériel

| | | | | |
|--------------------------------|---|----------------|-----------------|---------------------|
| Corps | Corps en fonte d'aluminium | | | |
| Lentille | Lentille en verre de sécurité anti-reflet | | | |
| Couleurs | RAL9004 | RAL9007 | RAL7016 | RAL9016 |
| | Noir de sécurité | Aluminium gris | Gris anthracite | Blanc signalisation |
| Joint | CCG® Controlled Compression Gasket | | | |
| Visserie | PCS Inox avec revêtement polymère | | | |
| IP | IP66 | | | |
| IK | IK08 | | | |
| Protection contre la corrosion | 5CE | | | |

Description électrique







| | |
|-----------------------------------|---------------------------|
| Alimentation électrique | 220-240V / 50-60 Hz |
| Driver | Driver électronique. DALI |
| Power factor | > 0.9 |
| Protection contre les surtensions | 6/6kV, optional 10kV |
| Efficacité énergétique | C-D |

Informations complémentaires


| | |
|-------------------------|-------------------------|
| Surface exposée au vent | 0,139 m ² |
| Durée de vie | Ta=25° L90B10 > 100000h |

Options

Distribution de la lumière

-  [A60] Asymétrique
-  [S65] Éclairage routier
-  [S70] Éclairage routier
-  [R60] Rectangulaire du "avant"
-  [P65] Symétrique - piétons et pistes cyclables
-  [S60] Éclairage routier


Température de couleur




Données en sortie de luminaire

4 W
9 W
8 W
16 W
12 W
24 W
32 W
48 W

Configurations



| Distribution de la lumière | Référence | Source lumineuse | Rated lumens | Rated input power | IRC |
|---|-------------|------------------|--------------|-------------------|-----|
|  [A60] Asymétrique | 111-2021 | LED-8/4W/1850K | 503.3 lm | 4 W | 70 |
| | 111-1652 | LED-8/8W/2200K | 973.1 lm | 8 W | 70 |
| | 111-1653 | LED-8/8W/2700K | 973.1 lm | 8 W | 80 |
| | 111-1653-70 | LED-8/8W/2700K | 1040.3 lm | 8 W | 70 |
| | 111-1654 | LED-8/8W/3000K | 1040.3 lm | 8 W | 80 |
| | 111-1654-70 | LED-8/8W/3000K | 1208 lm | 8 W | 70 |
| | 111-1655 | LED-8/8W/4000K | 1140.9 lm | 8 W | 80 |
| | 111-1655-70 | LED-8/8W/4000K | 1275.2 lm | 8 W | 70 |
| | 111-1741 | LED-8/12W/2200K | 1342.3 lm | 12 W | 70 |
| | 111-1742 | LED-8/12W/2700K | 1342.3 lm | 12 W | 80 |
| | 111-1743 | LED-8/12W/3000K | 1442.9 lm | 12 W | 80 |
| | 111-1744 | LED-8/12W/4000K | 1543.6 lm | 12 W | 80 |
| | 111-1829 | LED-8/16W/2200K | 1725.8 lm | 16 W | 70 |
| | 111-1830 | LED-8/16W/2700K | 1725.8 lm | 16 W | 80 |
| | 111-1831 | LED-8/16W/3000K | 1853.7 lm | 16 W | 80 |
| | 111-1832 | LED-8/16W/4000K | 1981.5 lm | 16 W | 80 |
| | 111-1917 | LED-8/24W/2200K | 2397 lm | 24 W | 70 |
| | 111-1918 | LED-8/24W/2700K | 2397 lm | 24 W | 80 |
| | 111-1919 | LED-8/24W/3000K | 2588.7 lm | 24 W | 80 |
| | 111-1920 | LED-8/24W/4000K | 2748.5 lm | 24 W | 80 |
| | 111-2032 | LED-16/9W/1850K | 1006.7 lm | 9 W | 60 |
| | 111-1697 | LED-16/16W/2200K | 1946.3 lm | 16 W | 70 |
| | 111-1698 | LED-16/16W/2700K | 1946.3 lm | 16 W | 80 |
| | 111-1698-70 | LED-16/16W/2700K | 2080.5 lm | 16 W | 70 |
| | 111-1699 | LED-16/16W/3000K | 2080.5 lm | 16 W | 80 |
| | 111-1699-70 | LED-16/16W/3000K | 2416.1 lm | 16 W | 70 |
| | 111-1700 | LED-16/16W/4000K | 2281.9 lm | 16 W | 80 |
| | 111-1700-70 | LED-16/16W/4000K | 2550.3 lm | 16 W | 70 |
| | 111-1785 | LED-16/24W/2200K | 2684.5 lm | 24 W | 70 |
| | 111-1786 | LED-16/24W/2700K | 2684.5 lm | 24 W | 80 |
| | 111-1787 | LED-16/24W/3000K | 2885.9 lm | 24 W | 80 |
| | 111-1788 | LED-16/24W/4000K | 3087.2 lm | 24 W | 80 |
| | 111-1873 | LED-16/32W/2200K | 3451.6 lm | 32 W | 70 |
| | 111-1874 | LED-16/32W/2700K | 3451.6 lm | 32 W | 80 |

| Distribution de la lumière | Référence | Source lumineuse | Rated lumens | Rated input power | IRC |
|--|------------------|------------------|--------------|-------------------|-----|
|  [P65] Symétrique - piétons et pistes cyclables | 111-1875 | LED-16/32W/3000K | 3707.3 lm | 32 W | 80 |
| | 111-1876 | LED-16/32W/4000K | 3963 lm | 32 W | 80 |
| | 111-1969 | LED-16/48W/2200K | 4793.9 lm | 48 W | 70 |
| | 111-1970 | LED-16/48W/2700K | 4793.9 lm | 48 W | 80 |
| | 111-1971 | LED-16/48W/3000K | 5177.5 lm | 48 W | 80 |
| | 111-1972 | LED-16/48W/4000K | 5497 lm | 48 W | 80 |
| | 111-2029 | LED-8/4W/1850K | 533.5 lm | 4 W | 70 |
| | 111-1685 | LED-8/8W/2200K | 1031.4 lm | 8 W | 70 |
| | 111-1686 | LED-8/8W/2700K | 1031.4 lm | 8 W | 80 |
| | 111-1686-70 | LED-8/8W/2700K | 1102.5 lm | 8 W | 70 |
| | 111-1687 | LED-8/8W/3000K | 1102.5 lm | 8 W | 80 |
| | 111-1687-70 | LED-8/8W/3000K | 1280.3 lm | 8 W | 70 |
| | 111-1688 | LED-8/8W/4000K | 1209.2 lm | 8 W | 80 |
| | 111-1688-70 | LED-8/8W/4000K | 1351.5 lm | 8 W | 70 |
| | 111-1773 | LED-8/12W/2200K | 1422.6 lm | 12 W | 70 |
| | 111-1774 | LED-8/12W/2700K | 1422.6 lm | 12 W | 80 |
| | 111-1775 | LED-8/12W/3000K | 1529.3 lm | 12 W | 80 |
| | 111-1776 | LED-8/12W/4000K | 1636 lm | 12 W | 80 |
| | 111-1861 | LED-8/16W/2200K | 1829.1 lm | 16 W | 70 |
| | 111-1862 | LED-8/16W/2700K | 1829.1 lm | 16 W | 80 |
| | 111-1863 | LED-8/16W/3000K | 1964.6 lm | 16 W | 80 |
| | 111-1864 | LED-8/16W/4000K | 2100.1 lm | 16 W | 80 |
| | 111-1949 | LED-8/24W/2200K | 2540.4 lm | 24 W | 70 |
| | 111-1950 | LED-8/24W/2700K | 2540.4 lm | 24 W | 80 |
| | 111-1951 | LED-8/24W/3000K | 2743.6 lm | 24 W | 80 |
| | 111-1952 | LED-8/24W/4000K | 2913 lm | 24 W | 80 |
| | 111-2040 | LED-16/9W/1850K | 1066.9 lm | 9 W | 60 |
| 111-1729 | LED-16/16W/2200K | 2062.8 lm | 16 W | 70 | |
| 111-1730 | LED-16/16W/2700K | 2062.8 lm | 16 W | 80 | |
| 111-1730-70 | LED-16/16W/2700K | 2205 lm | 16 W | 70 | |
| 111-1731 | LED-16/16W/3000K | 2205 lm | 16 W | 80 | |
| 111-1731-70 | LED-16/16W/3000K | 2560.7 lm | 16 W | 70 | |
| 111-1732 | LED-16/16W/4000K | 2418.4 lm | 16 W | 80 | |
| 111-1732-70 | LED-16/16W/4000K | 2702.9 lm | 16 W | 70 | |
| 111-1817 | LED-16/24W/2200K | 2845.2 lm | 24 W | 70 | |
| 111-1818 | LED-16/24W/2700K | 2845.2 lm | 24 W | 80 | |


| Distribution de la lumière | Référence | Source lumineuse | Rated lumens | Rated input power | IRC |
|----------------------------|-------------|------------------|--------------|-------------------|-----|
| | 111-1819 | LED-16/24W/3000K | 3058.6 lm | 24 W | 80 |
| | 111-1820 | LED-16/24W/4000K | 3272 lm | 24 W | 80 |
| | 111-1905 | LED-16/32W/2200K | 3658.2 lm | 32 W | 70 |
| | 111-1906 | LED-16/32W/2700K | 3658.2 lm | 32 W | 80 |
| | 111-1907 | LED-16/32W/3000K | 3929.2 lm | 32 W | 80 |
| | 111-1908 | LED-16/32W/4000K | 4200.1 lm | 32 W | 80 |
| | 111-2001 | LED-16/48W/2200K | 5080.8 lm | 48 W | 70 |
| | 111-2002 | LED-16/48W/2700K | 5080.8 lm | 48 W | 80 |
| | 111-2003 | LED-16/48W/3000K | 5487.3 lm | 48 W | 80 |
| | 111-2004 | LED-16/48W/4000K | 5826 lm | 48 W | 80 |
| | 111-2024 | LED-8/4W/1850K | 516.6 lm | 4 W | 70 |
| | 111-1664 | LED-8/8W/2200K | 998.9 lm | 8 W | 70 |
| | 111-1665 | LED-8/8W/2700K | 998.9 lm | 8 W | 80 |
| | 111-1665-70 | LED-8/8W/2700K | 1067.7 lm | 8 W | 70 |
| | 111-1666 | LED-8/8W/3000K | 1067.7 lm | 8 W | 80 |
| | 111-1666-70 | LED-8/8W/3000K | 1240 lm | 8 W | 70 |
| | 111-1667 | LED-8/8W/4000K | 1171.1 lm | 8 W | 80 |
| | 111-1667-70 | LED-8/8W/4000K | 1308.8 lm | 8 W | 70 |
| | 111-1753 | LED-8/12W/2200K | 1377.7 lm | 12 W | 70 |
| | 111-1754 | LED-8/12W/2700K | 1377.7 lm | 12 W | 80 |
| | 111-1755 | LED-8/12W/3000K | 1481.1 lm | 12 W | 80 |
| | 111-1756 | LED-8/12W/4000K | 1584.4 lm | 12 W | 80 |
| | 111-1841 | LED-8/16W/2200K | 1771.4 lm | 16 W | 70 |
| | 111-1842 | LED-8/16W/2700K | 1771.4 lm | 16 W | 80 |
| | 111-1843 | LED-8/16W/3000K | 1902.6 lm | 16 W | 80 |
| | 111-1844 | LED-8/16W/4000K | 2033.9 lm | 16 W | 80 |
| | 111-1929 | LED-8/24W/2200K | 2460.3 lm | 24 W | 70 |
| | 111-1930 | LED-8/24W/2700K | 2460.3 lm | 24 W | 80 |
| | 111-1931 | LED-8/24W/3000K | 2657.1 lm | 24 W | 80 |
| | 111-1932 | LED-8/24W/4000K | 2821.2 lm | 24 W | 80 |
| | 111-2035 | LED-16/9W/1850K | 1033.3 lm | 9 W | 60 |
| | 111-1709 | LED-16/16W/2200K | 1997.7 lm | 16 W | 70 |
| | 111-1710 | LED-16/16W/2700K | 1997.7 lm | 16 W | 80 |
| | 111-1710-70 | LED-16/16W/2700K | 2135.5 lm | 16 W | 70 |
| | 111-1711 | LED-16/16W/3000K | 2135.5 lm | 16 W | 80 |
| | 111-1711-70 | LED-16/16W/3000K | 2479.9 lm | 16 W | 70 |



[R60] Rectangulaire du "avant"

| Distribution de la lumière | Référence | Source lumineuse | Rated lumens | Rated input power | IRC | |
|--|-------------------------|------------------|------------------|-------------------|------|----|
|  | 111-1712 | LED-16/16W/4000K | 2342.1 lm | 16 W | 80 | |
| | 111-1712-70 | LED-16/16W/4000K | 2617.7 lm | 16 W | 70 | |
| | 111-1797 | LED-16/24W/2200K | 2755.5 lm | 24 W | 70 | |
| | 111-1798 | LED-16/24W/2700K | 2755.5 lm | 24 W | 80 | |
| | 111-1799 | LED-16/24W/3000K | 2962.1 lm | 24 W | 80 | |
| | 111-1800 | LED-16/24W/4000K | 3168.8 lm | 24 W | 80 | |
| | 111-1885 | LED-16/32W/2200K | 3542.9 lm | 32 W | 70 | |
| | 111-1886 | LED-16/32W/2700K | 3542.9 lm | 32 W | 80 | |
| | 111-1887 | LED-16/32W/3000K | 3805.3 lm | 32 W | 80 | |
| | 111-1888 | LED-16/32W/4000K | 4067.7 lm | 32 W | 80 | |
| | 111-1981 | LED-16/48W/2200K | 4920.6 lm | 48 W | 70 | |
| | 111-1982 | LED-16/48W/2700K | 4920.6 lm | 48 W | 80 | |
| | 111-1983 | LED-16/48W/3000K | 5314.3 lm | 48 W | 80 | |
| | 111-1984 | LED-16/48W/4000K | 5642.3 lm | 48 W | 80 | |
| | [S60] Éclairage routier | 111-1945 | LED-8/24W/2200K | 2722.5 lm | 24 W | 70 |
| | | 111-1946 | LED-8/24W/2700K | 2722.5 lm | 24 W | 80 |
| | | 111-1947 | LED-8/24W/3000K | 2940.4 lm | 24 W | 80 |
| | | 111-1948 | LED-8/24W/4000K | 3121.9 lm | 24 W | 80 |
| | | 111-1725 | LED-16/16W/2200K | 2216.2 lm | 16 W | 70 |
| | | 111-1726 | LED-16/16W/2700K | 2216.2 lm | 16 W | 80 |
| 111-1727 | | LED-16/16W/3000K | 2369.1 lm | 16 W | 80 | |
| 111-1728 | | LED-16/16W/4000K | 2598.3 lm | 16 W | 80 | |
| 111-1813 | | LED-16/24W/2200K | 3056.9 lm | 24 W | 70 | |
| 111-1814 | | LED-16/24W/2700K | 3056.9 lm | 24 W | 80 | |
| 111-1815 | | LED-16/24W/3000K | 3286.1 lm | 24 W | 80 | |
| 111-1816 | | LED-16/24W/4000K | 3515.4 lm | 24 W | 80 | |
| 111-1901 | | LED-16/32W/2200K | 3920.5 lm | 32 W | 70 | |
| 111-1902 | | LED-16/32W/2700K | 3920.5 lm | 32 W | 80 | |
| 111-1903 | | LED-16/32W/3000K | 4210.9 lm | 32 W | 80 | |
| 111-1904 | | LED-16/32W/4000K | 4501.3 lm | 32 W | 80 | |
|  | | 111-2022 | LED-8/4W/1850K | 552.8 lm | 4 W | 70 |
| | | 111-1656 | LED-8/8W/2200K | 1068.7 lm | 8 W | 70 |
| | | 111-1657 | LED-8/8W/2700K | 1068.7 lm | 8 W | 80 |
| | | 111-1657-70 | LED-8/8W/2700K | 1142.4 lm | 8 W | 70 |
| | 111-1658 | LED-8/8W/3000K | 1142.4 lm | 8 W | 80 | |
| | 111-1658-70 | LED-8/8W/3000K | 1326.6 lm | 8 W | 70 | |

| Distribution de la lumière | Référence | Source lumineuse | Rated lumens | Rated input power | IRC |
|----------------------------|-------------|------------------|--------------|-------------------|-----|
| | 111-1659 | LED-8/8W/4000K | 1252.9 lm | 8 W | 80 |
| | 111-1659-70 | LED-8/8W/4000K | 1400.3 lm | 8 W | 70 |
| | 111-1745 | LED-8/12W/2200K | 1474 lm | 12 W | 70 |
| | 111-1746 | LED-8/12W/2700K | 1474 lm | 12 W | 80 |
| | 111-1747 | LED-8/12W/3000K | 1584.6 lm | 12 W | 80 |
| | 111-1748 | LED-8/12W/4000K | 1695.1 lm | 12 W | 80 |
| | 111-1833 | LED-8/16W/2200K | 1895.2 lm | 16 W | 70 |
| | 111-1834 | LED-8/16W/2700K | 1895.2 lm | 16 W | 80 |
| | 111-1835 | LED-8/16W/3000K | 2035.6 lm | 16 W | 80 |
| | 111-1836 | LED-8/16W/4000K | 2176 lm | 16 W | 80 |
| | 111-1921 | LED-8/24W/2200K | 2632.3 lm | 24 W | 70 |
| | 111-1922 | LED-8/24W/2700K | 2632.3 lm | 24 W | 80 |
| | 111-1923 | LED-8/24W/3000K | 2842.8 lm | 24 W | 80 |
| | 111-1924 | LED-8/24W/4000K | 3018.3 lm | 24 W | 80 |
| | 111-2033 | LED-16/9W/1850K | 1105.5 lm | 9 W | 60 |
| | 111-1701 | LED-16/16W/2200K | 2137.3 lm | 16 W | 70 |
| | 111-1702 | LED-16/16W/2700K | 2137.3 lm | 16 W | 80 |
| | 111-1702-70 | LED-16/16W/2700K | 2284.7 lm | 16 W | 70 |
| | 111-1703 | LED-16/16W/3000K | 2284.7 lm | 16 W | 80 |
| | 111-1703-70 | LED-16/16W/3000K | 2653.2 lm | 16 W | 70 |
| | 111-1704 | LED-16/16W/4000K | 2505.8 lm | 16 W | 80 |
| | 111-1704-70 | LED-16/16W/4000K | 2800.6 lm | 16 W | 70 |
| | 111-1789 | LED-16/24W/2200K | 2948 lm | 24 W | 70 |
| | 111-1790 | LED-16/24W/2700K | 2948 lm | 24 W | 80 |
| | 111-1791 | LED-16/24W/3000K | 3169.1 lm | 24 W | 80 |
| | 111-1792 | LED-16/24W/4000K | 3390.2 lm | 24 W | 80 |
| | 111-1877 | LED-16/32W/2200K | 3790.5 lm | 32 W | 70 |
| | 111-1878 | LED-16/32W/2700K | 3790.5 lm | 32 W | 80 |
| | 111-1879 | LED-16/32W/3000K | 4071.2 lm | 32 W | 80 |
| | 111-1880 | LED-16/32W/4000K | 4352 lm | 32 W | 80 |
| | 111-1973 | LED-16/48W/2200K | 5264.5 lm | 48 W | 70 |
| | 111-1974 | LED-16/48W/2700K | 5264.5 lm | 48 W | 80 |
| | 111-1975 | LED-16/48W/3000K | 5685.7 lm | 48 W | 80 |
| | 111-1976 | LED-16/48W/4000K | 6036.7 lm | 48 W | 80 |
| | 111-2023 | LED-8/4W/1850K | 545 lm | 4 W | 70 |
| | 111-1660 | LED-8/8W/2200K | 1053.7 lm | 8 W | 70 |

| Distribution de la lumière | Référence | Source lumineuse | Rated lumens | Rated input power | IRC |
|---|------------------|------------------|--------------|-------------------|-----|
|  [S70] Éclairage routier | 111-1661 | LED-8/8W/2700K | 1053.7 lm | 8 W | 80 |
| | 111-1661-70 | LED-8/8W/2700K | 1126.4 lm | 8 W | 70 |
| | 111-1662 | LED-8/8W/3000K | 1126.4 lm | 8 W | 80 |
| | 111-1662-70 | LED-8/8W/3000K | 1308.1 lm | 8 W | 70 |
| | 111-1663 | LED-8/8W/4000K | 1235.4 lm | 8 W | 80 |
| | 111-1663-70 | LED-8/8W/4000K | 1380.8 lm | 8 W | 70 |
| | 111-1749 | LED-8/12W/2200K | 1453.4 lm | 12 W | 70 |
| | 111-1750 | LED-8/12W/2700K | 1453.4 lm | 12 W | 80 |
| | 111-1751 | LED-8/12W/3000K | 1562.4 lm | 12 W | 80 |
| | 111-1752 | LED-8/12W/4000K | 1671.5 lm | 12 W | 80 |
| | 111-1837 | LED-8/16W/2200K | 1868.7 lm | 16 W | 70 |
| | 111-1838 | LED-8/16W/2700K | 1868.7 lm | 16 W | 80 |
| | 111-1839 | LED-8/16W/3000K | 2007.1 lm | 16 W | 80 |
| | 111-1840 | LED-8/16W/4000K | 2145.6 lm | 16 W | 80 |
| | 111-1925 | LED-8/24W/2200K | 2595.4 lm | 24 W | 70 |
| | 111-1926 | LED-8/24W/2700K | 2595.4 lm | 24 W | 80 |
| | 111-1927 | LED-8/24W/3000K | 2803.1 lm | 24 W | 80 |
| | 111-1928 | LED-8/24W/4000K | 2976.1 lm | 24 W | 80 |
| | 111-2034 | LED-16/9W/1850K | 1090.1 lm | 9 W | 60 |
| | 111-1705 | LED-16/16W/2200K | 2107.5 lm | 16 W | 70 |
| | 111-1706 | LED-16/16W/2700K | 2107.5 lm | 16 W | 80 |
| | 111-1706-70 | LED-16/16W/2700K | 2252.8 lm | 16 W | 70 |
| | 111-1707 | LED-16/16W/3000K | 2252.8 lm | 16 W | 80 |
| | 111-1707-70 | LED-16/16W/3000K | 2616.2 lm | 16 W | 70 |
| | 111-1708 | LED-16/16W/4000K | 2470.8 lm | 16 W | 80 |
| | 111-1708-70 | LED-16/16W/4000K | 2761.5 lm | 16 W | 70 |
| | 111-1793 | LED-16/24W/2200K | 2906.9 lm | 24 W | 70 |
| | 111-1794 | LED-16/24W/2700K | 2906.9 lm | 24 W | 80 |
| 111-1795 | LED-16/24W/3000K | 3124.9 lm | 24 W | 80 | |
| 111-1796 | LED-16/24W/4000K | 3342.9 lm | 24 W | 80 | |
| 111-1881 | LED-16/32W/2200K | 3737.4 lm | 32 W | 70 | |
| 111-1882 | LED-16/32W/2700K | 3737.4 lm | 32 W | 80 | |
| 111-1883 | LED-16/32W/3000K | 4014.3 lm | 32 W | 80 | |
| 111-1884 | LED-16/32W/4000K | 4291.1 lm | 32 W | 80 | |
| 111-1977 | LED-16/48W/2200K | 5190.9 lm | 48 W | 70 | |
| 111-1978 | LED-16/48W/2700K | 5190.9 lm | 48 W | 80 | |

| Distribution de la lumière | Référence | Source lumineuse | Rated lumens | Rated input power | IRC |
|----------------------------|-----------|------------------|--------------|-------------------|-----|
| | 111-1979 | LED-16/48W/3000K | 5606.2 lm | 48 W | 80 |
| | 111-1980 | LED-16/48W/4000K | 5952.2 lm | 48 W | 80 |
