

Description

The RFL110 features an elegant round shape, designed with the future in mind, offering a full suite of connectivity options. Post top installation on poles, seamlessly blending into urban landscapes by day and night.

Constructed from marine-grade, die-cast aluminium alloy, with an IP66 rating, 5CE superior corrosion protection including PCS hardware and CCG® Controlled Compression Gasket. Non-reflective flat safety glass cover, hinged. Integral EC electronic converter, class I or class II. OLC® One LED Concept CAD-optimised optics and non-reflective flat safety glass cover, hinged, provide superior illumination and glare control. The luminaire is factory-sealed and does not need to be opened during installation. RFL110 post top variant with spigot size Ø 76 x 85 mm. Ø 60 x 100 mm with corresponding reducer available as an option. Must be indicated during order placement. Contact WE-EF direct or your local WE-EF sales representative for an individual solution designed to precisely meet your needs. Photometric files (IES, LDT) for light distributions [S65] [S70] [P65] [R60] [A60] with Backlight Shield on request.

Specifications

Material description

Body	Marine-grade, die-cast aluminium alloy																
Lens	Non-reflective safety glass lens																
Colours	<table><tr><td>RAL9004</td><td>RAL9006</td><td>RAL9007</td><td>RAL7016</td></tr><tr><td>Signal black</td><td>White aluminium</td><td>Grey aluminium</td><td>Anthracite grey</td></tr><tr><td>RAL9016</td><td></td><td></td><td></td></tr><tr><td>Traffic white</td><td></td><td></td><td></td></tr></table>	RAL9004	RAL9006	RAL9007	RAL7016	Signal black	White aluminium	Grey aluminium	Anthracite grey	RAL9016				Traffic white			
RAL9004	RAL9006	RAL9007	RAL7016														
Signal black	White aluminium	Grey aluminium	Anthracite grey														
RAL9016																	
Traffic white																	
Gasket	CCG® Controlled Compression Gasket																
Fasteners	PCS Polymer Coated Stainless Steel Hardware																
Ingress protection	IP66																
Impact resistance	IK08																
Corrosion resistance	5CE																

Electrical description

Power supply	220-240V / 50-60 Hz
Driver / Ballast	Integral EC electronic converter. DALI
Power factor	> 0.9
Surge protection	6/6kV, optional 10kV

Additional information

Windage	0.140 m ²
Lifetime	C-D (Light source)

Options

Light distribution



[A60] asymmetric, forward throw



[S65] asymmetric, side throw



[S70] asymmetric, side throw



[R60] rectangular, side throw



[P65] pedestrian/bicycle lane

Colour temperature



2200K

TA








PCA

Nominal Watt

8 W

Configurations

Light distribution	Part ID	Light source	Rated lumens	Rated input power	CRI
 <p>[A60] asymmetric, forward throw</p>	111-2083	LED-8/8W/2200K-8/16W/3000K	2919.4 lm	8 W	70&80
	111-2085	LED-8/8W/PCA-8/16W/3000K	2818.8 lm	8 W	60&80
	111-2084	LED-8/8W/TA-8/16W/2200K	2248.3 lm	8 W	Amber&70
 <p>[P65] pedestrian/bicycle lane</p>	111-2101	LED-8/8W/2200K-8/16W/3000K	3094.1 lm	8 W	70&80
	111-2103	LED-8/8W/PCA-8/16W/3000K	2987.4 lm	8 W	60&80
	111-2102	LED-8/8W/TA-8/16W/2200K	2382.8 lm	8 W	Amber&70
 <p>[R60] rectangular, side throw</p>	111-2092	LED-8/8W/2200K-8/16W/3000K	2996.6 lm	8 W	70&80
	111-2094	LED-8/8W/PCA-8/16W/3000K	2893.2 lm	8 W	60&80
	111-2093	LED-8/8W/TA-8/16W/2200K	2307.7 lm	8 W	Amber&70
 <p>[S65] asymmetric, side throw</p>	111-2086	LED-8/8W/2200K-8/16W/3000K	3206 lm	8 W	70&80
	111-2088	LED-8/8W/PCA-8/16W/3000K	3095.4 lm	8 W	60&80
	111-2087	LED-8/8W/TA-8/16W/2200K	2469 lm	8 W	Amber&70
 <p>[S70] asymmetric, side throw</p>	111-2089	LED-8/8W/2200K-8/16W/3000K	3161.2 lm	8 W	70&80
	111-2091	LED-8/8W/PCA-8/16W/3000K	3052.2 lm	8 W	60&80
	111-2090	LED-8/8W/TA-8/16W/2200K	2434.5 lm	8 W	Amber&70