

### Description

The RFL110 features an elegant round shape, designed with the future in mind, offering a full suite of connectivity options. Post top installation on poles, seamlessly blending into urban landscapes by day and night. Constructed from marine-grade, die-cast aluminium alloy, with an IP66 rating, 5CE superior corrosion protection including PCS hardware and CCG® Controlled Compression Gasket. Non-reflective flat safety glass cover, hinged. Integral EC electronic converter, class I or class II. OLC® One LED Concept CAD-optimised optics and non-reflective flat safety glass cover, hinged, provide superior illumination and glare control. The luminaire is factory-sealed and does not need to be opened during installation. RFL110 post top variant with spigot size Ø 76 x 85 mm. Ø 60 x 100 mm with corresponding reducer available as an option. Must be indicated during order placement. Contact WE-EF direct or your local WE-EF sales representative for an individual solution designed to precisely meet your needs. Photometric files (IES, LDT) for light distributions [S65] [S70] [P65] [R60] [A60] with Backlight Shield on request.

## Specifications

### Material description

Body	Marine-grade, die-cast aluminium alloy			
Lens	Non-reflective safety glass lens			
Colors	<b>RAL9004</b>	<b>RAL9007</b>	<b>RAL9016</b>	<b>RAL8019</b>
	Signal black	Grey aluminium	Traffic white	Grey brown
Gasket	CCG® Controlled Compression Gasket			
Fasteners	PCS Polymer Coated Stainless Steel Hardware			
Ingress protection	IP66			
Impact resistance	IK08			
Corrosion resistance	5CE			

### Electrical description

Power supply	220-240V / 50-60 Hz
Driver / Ballast	Integral EC electronic converter. DALI
Power factor	> 0.9
Surge protection	6/6kV, optional 10kV

### Additional information

Lifetime	C-D (Light source)
----------	--------------------

**Options**

**Light distribution**



[A60] Type IV Very Short



[S65] Type III Medium



[S70] Type II Short



[R60] Type IV Short



[P65] Type II Medium

**Color temperature**



2200K

TA








PCA

**Nominal Watt**

8 W

## Configurations

Light distribution	Part ID	Light source	Delivered lumens	Rated input power	CRI
	111-2083	LED-8/8W/2200K-8/16W/3000K	2919.4 lm	8 W	70&80
	111-2085	LED-8/8W/PCA-8/16W/3000K	2818.8 lm	8 W	60&80
	111-2084	LED-8/8W/TA-8/16W/2200K	2248.3 lm	8 W	Amber&70
<b>[A60] Type IV Very Short</b>					
	111-2101	LED-8/8W/2200K-8/16W/3000K	3094.1 lm	8 W	70&80
	111-2103	LED-8/8W/PCA-8/16W/3000K	2987.4 lm	8 W	60&80
	111-2102	LED-8/8W/TA-8/16W/2200K	2382.8 lm	8 W	Amber&70
<b>[P65] Type II Medium</b>					
	111-2092	LED-8/8W/2200K-8/16W/3000K	2996.6 lm	8 W	70&80
	111-2094	LED-8/8W/PCA-8/16W/3000K	2893.2 lm	8 W	60&80
	111-2093	LED-8/8W/TA-8/16W/2200K	2307.7 lm	8 W	Amber&70
<b>[R60] Type IV Short</b>					
	111-2086	LED-8/8W/2200K-8/16W/3000K	3206 lm	8 W	70&80
	111-2088	LED-8/8W/PCA-8/16W/3000K	3095.4 lm	8 W	60&80
	111-2087	LED-8/8W/TA-8/16W/2200K	2469 lm	8 W	Amber&70
<b>[S65] Type III Medium</b>					
	111-2089	LED-8/8W/2200K-8/16W/3000K	3161.2 lm	8 W	70&80
	111-2091	LED-8/8W/PCA-8/16W/3000K	3052.2 lm	8 W	60&80
	111-2090	LED-8/8W/TA-8/16W/2200K	2434.5 lm	8 W	Amber&70
<b>[S70] Type II Short</b>					