

Description

The RFL110 features an elegant round shape, designed with the future in mind, offering a full suite of connectivity options. Post top installation on poles, seamlessly blending into urban landscapes by day and night. Constructed from marine-grade, die-cast aluminium alloy, with an IP66 rating, 5CE superior corrosion protection including PCS hardware and CCG® Controlled Compression Gasket. Non-reflective flat safety glass cover, hinged. Integral EC electronic converter, class I or class II. OLC® One LED Concept CAD-optimised optics and non-reflective flat safety glass cover, hinged, provide superior illumination and glare control. The luminaire is factory-sealed and does not need to be opened during installation. RFL110 post top variant with spigot size Ø 76 x 85 mm. Ø 60 x 100 mm with corresponding reducer available as an option. Must be indicated during order placement. Contact WE-EF direct or your local WE-EF sales representative for an individual solution designed to precisely meet your needs.

Photometric files (IES, LDT) for light distributions [S65] [S70] [P65] [R60] [A60] with Backlight Shield on request.

Specifications

Material description

Body	Marine-grade, die-cast aluminium alloy			
Lens	Non-reflective safety glass lens			
Colors	RAL9004 Signal black	RAL9007 Grey aluminium	RAL9016 Traffic white	RAL8019 Grey brown
Gasket	CCG® Controlled Compression Gasket			
Fasteners	PCS Polymer Coated Stainless Steel Hardware			
Ingress protection	IP66			
Impact resistance	IK08			
Corrosion resistance	5CE			










Electrical description

Power supply	120V - 277V Universal Driver
Driver / Ballast	Integral EC electronic converter. DALI
Power factor	> 0.9
Surge protection	In-line bracket 10kV Surge Protector
Energy efficiency	C-D (Light source)


Additional information

Windage	10.76 ft ²
Lifetime	Ta=25°/40° L90B10 > 100000h

Options

Light distribution	Color temperature	Nominal Watt
 [A60] Type IV Very Short	 2200K	8 W 16 W
 [S65] Type III Medium	 2700K	12 W 24 W
 [S70] Type II Short	 3000K	32 W 48 W
 [R60] Type IV Short	 4000K	
 [P65] Type II Medium		

Configurations

Light distribution	Part ID	Light source	Delivered lumens	Rated input power	CRI
 <p>[A60] Type IV Very Short</p>	111-1261_us	LED-8/8W/2200K	973.1 lm	8 W	70
	111-1262_us	LED-8/8W/2700K	973.1 lm	8 W	80
	111-1262-70_us	LED-8/8W/2700K	1040.3 lm	8 W	70
	111-1263_us	LED-8/8W/3000K	1040.3 lm	8 W	80
	111-1263-70_us	LED-8/8W/3000K	1208 lm	8 W	70
	111-1264_us	LED-8/8W/4000K	1140.9 lm	8 W	80
	111-1264-70_us	LED-8/8W/4000K	1275.2 lm	8 W	70
	111-1349_us	LED-8/12W/2200K	1342.3 lm	12 W	70
	111-1350_us	LED-8/12W/2700K	1342.3 lm	12 W	80
	111-1351_us	LED-8/12W/3000K	1442.9 lm	12 W	80
	111-1352_us	LED-8/12W/4000K	1543.6 lm	12 W	80
	111-1435_us	LED-8/16W/2200K	1725.8 lm	16 W	70
	111-1436_us	LED-8/16W/2700K	1725.8 lm	16 W	80
	111-1437_us	LED-8/16W/3000K	1853.7 lm	16 W	80
	111-1438_us	LED-8/16W/4000K	1981.5 lm	16 W	80
	111-1524_us	LED-8/24W/2200K	2397 lm	24 W	70
	111-1525_us	LED-8/24W/2700K	2397 lm	24 W	80
	111-1526_us	LED-8/24W/3000K	2588.7 lm	24 W	80
	111-1527_us	LED-8/24W/4000K	2748.5 lm	24 W	80
	111-1305_us	LED-16/16W/2200K	1946.3 lm	16 W	70
	111-1309_us	LED-16/16W/2200K	2137.3 lm	16 W	70
	111-1306_us	LED-16/16W/2700K	1946.3 lm	16 W	80
	111-1310_us	LED-16/16W/2700K	2137.3 lm	16 W	80
	111-1306-70_us	LED-16/16W/2700K	2080.5 lm	16 W	70
	111-1310-70_us	LED-16/16W/2700K	2284.7 lm	16 W	70
	111-1307_us	LED-16/16W/3000K	2080.5 lm	16 W	80
	111-1311_us	LED-16/16W/3000K	2284.7 lm	16 W	80
	111-1307-70_us	LED-16/16W/3000K	2416.1 lm	16 W	70
	111-1311-70_us	LED-16/16W/3000K	2653.2 lm	16 W	70
	111-1308_us	LED-16/16W/4000K	2281.9 lm	16 W	80
	111-1312_us	LED-16/16W/4000K	2505.8 lm	16 W	80
	111-1308-70_us	LED-16/16W/4000K	2550.3 lm	16 W	70

WE-EF LIGHTING USA, LLC

410-D Keystone Drive, 15086 Warrendale, PA 15086 - Phone: +1 724 742 0030

customersupport.usa@we-ef.com - <https://we-ef.com/us>

Subject to technical changes and errors. - Generated on 05/01/2026

Light distribution	Part ID	Light source	Delivered lumens	Rated input power	CRI
	111-1312-70_us	LED-16/16W/4000K	2800.6 lm	16 W	70
	111-1391_us	LED-16/24W/2200K	2684.5 lm	24 W	70
	111-1392_us	LED-16/24W/2700K	2684.5 lm	24 W	80
	111-1393_us	LED-16/24W/3000K	2885.9 lm	24 W	80
	111-1394_us	LED-16/24W/4000K	3087.2 lm	24 W	80
	111-1480_us	LED-16/32W/2200K	3451.6 lm	32 W	70
	111-1481_us	LED-16/32W/2700K	3451.6 lm	32 W	80
	111-1482_us	LED-16/32W/3000K	3707.3 lm	32 W	80
	111-1483_us	LED-16/32W/4000K	3963 lm	32 W	80
	111-1576_us	LED-16/48W/2200K	4793.9 lm	48 W	70
	111-1577_us	LED-16/48W/2700K	4793.9 lm	48 W	80
	111-1578_us	LED-16/48W/3000K	5177.5 lm	48 W	80
	111-1579_us	LED-16/48W/4000K	5497 lm	48 W	80
	111-1293_us	LED-8/8W/2200K	1031.4 lm	8 W	70
	111-1294_us	LED-8/8W/2700K	1031.4 lm	8 W	80
	111-1294-70_us	LED-8/8W/2700K	1102.5 lm	8 W	70
	111-1295_us	LED-8/8W/3000K	1102.5 lm	8 W	80
	111-1295-70_us	LED-8/8W/3000K	1280.3 lm	8 W	70
	111-1296_us	LED-8/8W/4000K	1209.2 lm	8 W	80
	111-1296-70_us	LED-8/8W/4000K	1351.5 lm	8 W	70
	111-1381_us	LED-8/12W/2200K	1422.6 lm	12 W	70
	111-1382_us	LED-8/12W/2700K	1422.6 lm	12 W	80
	111-1383_us	LED-8/12W/3000K	1529.3 lm	12 W	80
	111-1384_us	LED-8/12W/4000K	1636 lm	12 W	80
	111-1468_us	LED-8/16W/2200K	1829.1 lm	16 W	70
	111-1469_us	LED-8/16W/2700K	1829.1 lm	16 W	80
	111-1470_us	LED-8/16W/3000K	1964.6 lm	16 W	80
	111-1471_us	LED-8/16W/4000K	2100.1 lm	16 W	80
	111-1556_us	LED-8/24W/2200K	2540.4 lm	24 W	70
	111-1557_us	LED-8/24W/2700K	2540.4 lm	24 W	80
	111-1558_us	LED-8/24W/3000K	2743.6 lm	24 W	80
	111-1559_us	LED-8/24W/4000K	2913 lm	24 W	80
	111-1337_us	LED-16/16W/2200K	2062.8 lm	16 W	70



[P65] Type II Medium

Light distribution	Part ID	Light source	Delivered lumens	Rated input power	CRI
	111-1338_us	LED-16/16W/2700K	2062.8 lm	16 W	80
	111-1338-70_us	LED-16/16W/2700K	2205 lm	16 W	70
	111-1339_us	LED-16/16W/3000K	2205 lm	16 W	80
	111-1339-70_us	LED-16/16W/3000K	2560.7 lm	16 W	70
	111-1340_us	LED-16/16W/4000K	2418.4 lm	16 W	80
	111-1340-70_us	LED-16/16W/4000K	2702.9 lm	16 W	70
	111-1423_us	LED-16/24W/2200K	2845.2 lm	24 W	70
	111-1424_us	LED-16/24W/2700K	2845.2 lm	24 W	80
	111-1425_us	LED-16/24W/3000K	3058.6 lm	24 W	80
	111-1426_us	LED-16/24W/4000K	3272 lm	24 W	80
	111-1512_us	LED-16/32W/2200K	3658.2 lm	32 W	70
	111-1513_us	LED-16/32W/2700K	3658.2 lm	32 W	80
	111-1514_us	LED-16/32W/3000K	3929.2 lm	32 W	80
	111-1515_us	LED-16/32W/4000K	4200.1 lm	32 W	80
	111-1608_us	LED-16/48W/2200K	5080.8 lm	48 W	70
	111-1609_us	LED-16/48W/2700K	5080.8 lm	48 W	80
	111-1610_us	LED-16/48W/3000K	5487.3 lm	48 W	80
	111-1611_us	LED-16/48W/4000K	5826 lm	48 W	80
	111-1273_us	LED-8/8W/2200K	998.9 lm	8 W	70
	111-1274_us	LED-8/8W/2700K	998.9 lm	8 W	80
	111-1274-70_us	LED-8/8W/2700K	1067.7 lm	8 W	70
	111-1275_us	LED-8/8W/3000K	1067.7 lm	8 W	80
	111-1275-70_us	LED-8/8W/3000K	1240 lm	8 W	70
	111-1276_us	LED-8/8W/4000K	1171.1 lm	8 W	80
	111-1276-70_us	LED-8/8W/4000K	1308.8 lm	8 W	70
	111-1361_us	LED-8/12W/2200K	1377.7 lm	12 W	70
	111-1362_us	LED-8/12W/2700K	1377.7 lm	12 W	80
	111-1363_us	LED-8/12W/3000K	1481.1 lm	12 W	80
	111-1364_us	LED-8/12W/4000K	1584.4 lm	12 W	80
	111-1447_us	LED-8/16W/2200K	1771.4 lm	16 W	70
	111-1448_us	LED-8/16W/2700K	1771.4 lm	16 W	80
	111-1449_us	LED-8/16W/3000K	1902.6 lm	16 W	80
	111-1450_us	LED-8/16W/4000K	2033.9 lm	16 W	80



[R60] Type IV Short

Light distribution	Part ID	Light source	Delivered lumens	Rated input power	CRI
	111-1536_us	LED-8/24W/2200K	2460.3 lm	24 W	70
	111-1537_us	LED-8/24W/2700K	2460.3 lm	24 W	80
	111-1538_us	LED-8/24W/3000K	2657.1 lm	24 W	80
	111-1539_us	LED-8/24W/4000K	2821.2 lm	24 W	80
	111-1317_us	LED-16/16W/2200K	1997.7 lm	16 W	70
	111-1318_us	LED-16/16W/2700K	1997.7 lm	16 W	80
	111-1318-70_us	LED-16/16W/2700K	2135.5 lm	16 W	70
	111-1319_us	LED-16/16W/3000K	2135.5 lm	16 W	80
	111-1319-70_us	LED-16/16W/3000K	2479.9 lm	16 W	70
	111-1320_us	LED-16/16W/4000K	2342.1 lm	16 W	80
	111-1320-70_us	LED-16/16W/4000K	2617.7 lm	16 W	70
	111-1403_us	LED-16/24W/2200K	2755.5 lm	24 W	70
	111-1404_us	LED-16/24W/2700K	2755.5 lm	24 W	80
	111-1405_us	LED-16/24W/3000K	2962.1 lm	24 W	80
	111-1406_us	LED-16/24W/4000K	3168.8 lm	24 W	80
	111-1492_us	LED-16/32W/2200K	3542.9 lm	32 W	70
	111-1493_us	LED-16/32W/2700K	3542.9 lm	32 W	80
	111-1494_us	LED-16/32W/3000K	3805.3 lm	32 W	80
	111-1495_us	LED-16/32W/4000K	4067.7 lm	32 W	80
	111-1588_us	LED-16/48W/2200K	4920.6 lm	48 W	70
	111-1589_us	LED-16/48W/2700K	4920.6 lm	48 W	80
	111-1590_us	LED-16/48W/3000K	5314.3 lm	48 W	80
	111-1591_us	LED-16/48W/4000K	5642.3 lm	48 W	80
	111-1265_us	LED-8/8W/2200K	1068.7 lm	8 W	70
	111-1266_us	LED-8/8W/2700K	1068.7 lm	8 W	80
	111-1266-70_us	LED-8/8W/2700K	1142.4 lm	8 W	70
	111-1267_us	LED-8/8W/3000K	1142.4 lm	8 W	80
	111-1267-70_us	LED-8/8W/3000K	1326.6 lm	8 W	70
	111-1268_us	LED-8/8W/4000K	1252.9 lm	8 W	80
	111-1268-70_us	LED-8/8W/4000K	1400.3 lm	8 W	70
	111-1353_us	LED-8/12W/2200K	1474 lm	12 W	70
	111-1354_us	LED-8/12W/2700K	1474 lm	12 W	80
	111-1355_us	LED-8/12W/3000K	1584.6 lm	12 W	80



[S65] Type III Medium

Light distribution	Part ID	Light source	Delivered lumens	Rated input power	CRI
	111-1356_us	LED-8/12W/4000K	1695.1 lm	12 W	80
	111-1439_us	LED-8/16W/2200K	1895.2 lm	16 W	70
	111-1440_us	LED-8/16W/2700K	1895.2 lm	16 W	80
	111-1441_us	LED-8/16W/3000K	2035.6 lm	16 W	80
	111-1442_us	LED-8/16W/4000K	2176 lm	16 W	80
	111-1528_us	LED-8/24W/2200K	2632.3 lm	24 W	70
	111-1529_us	LED-8/24W/2700K	2632.3 lm	24 W	80
	111-1530_us	LED-8/24W/3000K	2842.8 lm	24 W	80
	111-1531_us	LED-8/24W/4000K	3018.3 lm	24 W	80
	111-1395_us	LED-16/24W/2200K	2948 lm	24 W	70
	111-1396_us	LED-16/24W/2700K	2948 lm	24 W	80
	111-1397_us	LED-16/24W/3000K	3169.1 lm	24 W	80
	111-1398_us	LED-16/24W/4000K	3390.2 lm	24 W	80
	111-1484_us	LED-16/32W/2200K	3790.5 lm	32 W	70
	111-1485_us	LED-16/32W/2700K	3790.5 lm	32 W	80
	111-1486_us	LED-16/32W/3000K	4071.2 lm	32 W	80
	111-1487_us	LED-16/32W/4000K	4352 lm	32 W	80
	111-1580_us	LED-16/48W/2200K	5264.5 lm	48 W	70
	111-1581_us	LED-16/48W/2700K	5264.5 lm	48 W	80
	111-1582_us	LED-16/48W/3000K	5685.7 lm	48 W	80
	111-1583_us	LED-16/48W/4000K	6036.7 lm	48 W	80
	111-1269_us	LED-8/8W/2200K	1053.7 lm	8 W	70
	111-1270_us	LED-8/8W/2700K	1053.7 lm	8 W	80
	111-1270-70_us	LED-8/8W/2700K	1126.4 lm	8 W	70
	111-1271_us	LED-8/8W/3000K	1126.4 lm	8 W	80
	111-1271-70_us	LED-8/8W/3000K	1308.1 lm	8 W	70
	111-1272_us	LED-8/8W/4000K	1235.4 lm	8 W	80
	111-1272-70_us	LED-8/8W/4000K	1380.8 lm	8 W	70
	111-1357_us	LED-8/12W/2200K	1453.4 lm	12 W	70
	111-1358_us	LED-8/12W/2700K	1453.4 lm	12 W	80
	111-1359_us	LED-8/12W/3000K	1562.4 lm	12 W	80
	111-1360_us	LED-8/12W/4000K	1671.5 lm	12 W	80
	111-1443_us	LED-8/16W/2200K	1868.7 lm	16 W	70



[S70] Type II Short

Light distribution	Part ID	Light source	Delivered lumens	Rated input power	CRI
	111-1444_us	LED-8/16W/2700K	1868.7 lm	16 W	80
	111-1445_us	LED-8/16W/3000K	2007.1 lm	16 W	80
	111-1446_us	LED-8/16W/4000K	2145.6 lm	16 W	80
	111-1532_us	LED-8/24W/2200K	2595.4 lm	24 W	70
	111-1533_us	LED-8/24W/2700K	2595.4 lm	24 W	80
	111-1534_us	LED-8/24W/3000K	2803.1 lm	24 W	80
	111-1535_us	LED-8/24W/4000K	2976.1 lm	24 W	80
	111-1313_us	LED-16/16W/2200K	2107.5 lm	16 W	70
	111-1314_us	LED-16/16W/2700K	2107.5 lm	16 W	80
	111-1314-70_us	LED-16/16W/2700K	2252.8 lm	16 W	70
	111-1315_us	LED-16/16W/3000K	2252.8 lm	16 W	80
	111-1315-70_us	LED-16/16W/3000K	2616.2 lm	16 W	70
	111-1316_us	LED-16/16W/4000K	2470.8 lm	16 W	80
	111-1316-70_us	LED-16/16W/4000K	2761.5 lm	16 W	70
	111-1399_us	LED-16/24W/2200K	2906.9 lm	24 W	70
	111-1400_us	LED-16/24W/2700K	2906.9 lm	24 W	80
	111-1401_us	LED-16/24W/3000K	3124.9 lm	24 W	80
	111-1402_us	LED-16/24W/4000K	3342.9 lm	24 W	80
	111-1488_us	LED-16/32W/2200K	3737.4 lm	32 W	70
	111-1489_us	LED-16/32W/2700K	3737.4 lm	32 W	80
	111-1490_us	LED-16/32W/3000K	4014.3 lm	32 W	80
	111-1491_us	LED-16/32W/4000K	4291.1 lm	32 W	80
	111-1584_us	LED-16/48W/2200K	5190.9 lm	48 W	70
	111-1585_us	LED-16/48W/2700K	5190.9 lm	48 W	80
	111-1586_us	LED-16/48W/3000K	5606.2 lm	48 W	80
	111-1587_us	LED-16/48W/4000K	5952.2 lm	48 W	80