

Description

IP66, Class I, IK07. Marine-grade, die-cast aluminium alloy. 5CE superior corrosion protection + primer including PCS hardware. Silicone CCG® Controlled Compression Gasket. Non-reflecting safety glass lens, hinged with safety switch. Integral EC electronic converter in thermally separated compartment. CAD-optimised optics for superior illumination and glare control. OLC® One LED Concept. Factory installed LED circuit board. The luminaire is factory-sealed and does not need to be opened during installation. Optional 2200 K version available. To be specified at time of ordering.

Includes cable connector, for cable 6-12 mm. Cable inclination angle: Maximum 10°.

Specifications

Material description

Body	Marine-grade, die-cast aluminium alloy		
Lens	Non-reflecting safety glass lens, hinged		
Colours	RAL9004	RAL9006	RAL9007
	Signal black	White aluminium	Grey aluminium
Gasket	Silicone CCG® Controlled Compression Gasket		
Fasteners	PCS Polymer Coated Stainless Steel Hardware		
Ingress protection	IP66		
Impact resistance	IK07		
Corrosion resistance	5CE+Primer		

Electrical description


Power supply	220-240V / 50-60 Hz
Driver / Ballast	Integral EC electronic converter
Surge protection	6/6 kV (optional SP10)
Energy efficiency	C-D (Light source)


Additional information


Lifetime	Ta=40° L90B10 > 90000h
----------	------------------------

Options


Light distribution

 [S60] asymmetric, side throw

 [S65] asymmetric, side throw

 [S70] asymmetric, side throw

Colour temperature

 4000K

 3000K

 2700K




Nominal Watt

24 W

6 W

12 W

Configurations

Light distribution	Part ID	Light source	Rated lumens	Rated input power	CRI
 [S60] asymmetric, side throw	111-1088	LED-12/6W/2700K	1595.7 lm	6 W	80
	111-0706	LED-12/6W/3000K	1705.8 lm	6 W	80
	111-0707	LED-12/6W/4000K	1870.8 lm	6 W	80
	111-1089	LED-12/12W/2700K	2829.9 lm	12 W	80
	111-0718	LED-12/12W/3000K	3039.5 lm	12 W	80
	111-0719	LED-12/12W/4000K	3249.2 lm	12 W	80
	111-1090	LED-24/12W/2700K	3191.4 lm	12 W	80
	111-0708	LED-24/12W/3000K	3411.5 lm	12 W	80
	111-0709	LED-24/12W/4000K	3741.7 lm	12 W	80
	111-1091	LED-24/24W/2700K	5659.8 lm	24 W	80
	111-0720	LED-24/24W/3000K	6079.1 lm	24 W	80
	111-0697	LED-24/24W/4000K	6498.3 lm	24 W	80
 [S65] asymmetric, side throw	111-1092	LED-12/6W/2700K	1581.1 lm	6 W	80
	111-0710	LED-12/6W/3000K	1690.2 lm	6 W	80
	111-0711	LED-12/6W/4000K	1853.8 lm	6 W	80
	111-1093	LED-12/12W/2700K	2804.1 lm	12 W	80
	111-0721	LED-12/12W/3000K	3011.8 lm	12 W	80
	111-0722	LED-12/12W/4000K	3219.5 lm	12 W	80
	111-1094	LED-24/12W/2700K	3162.3 lm	12 W	80
	111-0712	LED-24/12W/3000K	3380.4 lm	12 W	80
	111-0713	LED-24/12W/4000K	3707.5 lm	12 W	80
	111-1095	LED-24/24W/2700K	5608.1 lm	24 W	80
	111-0723	LED-24/24W/3000K	6023.6 lm	24 W	80
	111-0724	LED-24/24W/4000K	6439 lm	24 W	80
 [S70] asymmetric, side throw	111-1096	LED-12/6W/2700K	1511.9 lm	6 W	80
	111-0714	LED-12/6W/3000K	1616.2 lm	6 W	80
	111-0715	LED-12/6W/4000K	1772.6 lm	6 W	80
	111-1097	LED-12/12W/2700K	2681.3 lm	12 W	80
	111-0725	LED-12/12W/3000K	2879.9 lm	12 W	80
	111-0726	LED-12/12W/4000K	3078.5 lm	12 W	80
	111-1098	LED-24/12W/2700K	3023.8 lm	12 W	80
	111-0716	LED-24/12W/3000K	3232.4 lm	12 W	80
	111-0717	LED-24/12W/4000K	3545.2 lm	12 W	80
	111-1099	LED-24/24W/2700K	5362.6 lm	24 W	80

Light distribution	Part ID	Light source	Rated lumens	Rated input power	CRI
	111-0727	LED-24/24W/3000K	5759.8 lm	24 W	80
	111-0728	LED-24/24W/4000K	6157 lm	24 W	80
