

### Description

IP66, Class I, IK07. Marine-grade, die-cast aluminium alloy. 5CE superior corrosion protection + primer including PCS hardware. Silicone CCG® Controlled Compression Gasket. Non-reflecting safety glass lens, hinged with safety switch. Integral EC electronic converter in thermally separated compartment. CAD-optimised optics for superior illumination and glare control. OLC® One LED Concept. Factory installed LED circuit board. The luminaire is factory-sealed and does not need to be opened during installation. Optional 2200 K version available. To be specified at time of ordering.

Includes cable connector, for cable 6-12 mm. Cable inclination angle: Maximum 10°.

## Specifications

### Material description

Body	Marine-grade, die-cast aluminium alloy		
Lens	Non-reflecting safety glass lens, hinged		
Colours	<b>RAL9004</b>	<b>RAL9006</b>	<b>RAL9007</b>
	Signal black	White aluminium	Grey aluminium
Gasket	Silicone CCG® Controlled Compression Gasket		
Fasteners	PCS Polymer Coated Stainless Steel Hardware		
Ingress protection	IP66		
Impact resistance	IK07		
Corrosion resistance	5CE+Primer		

### Electrical description

Power supply	220-240V / 50-60 Hz
Driver / Ballast	Integral EC electronic converter
Surge protection	6/6 kV (optional SP10)
Energy efficiency	C-D (Light source)

### Additional information

Lifetime	Ta=40° L90B10 > 90000h
----------	------------------------

## Options

### Light distribution



[S70] asymmetric, side throw



[S60] asymmetric, side throw



[S65] asymmetric, side throw

### Colour temperature



4000K



3000K



2700K

### Nominal Watt




36 W

48 W

18 W

24 W

## Configurations

Light distribution	Part ID	Light source	Rated lumens	Rated input power	CRI
 [S60] asymmetric, side throw	111-1100	LED-36/18W/2700K	4787.1 lm	18 W	80
	111-0515	LED-36/18W/3000K	5117.3 lm	18 W	80
	111-0440	LED-36/18W/4000K	5612.5 lm	18 W	80
	111-1101	LED-36/36W/2700K	8489.8 lm	36 W	80
	111-0692	LED-36/36W/3000K	9118.6 lm	36 W	80
	111-0623	LED-36/36W/4000K	9747.5 lm	36 W	80
	111-1102	LED-48/24W/2700K	6382.9 lm	24 W	80
	111-0517	LED-48/24W/3000K	6823.1 lm	24 W	80
	111-0441	LED-48/24W/4000K	7483.3 lm	24 W	80
	111-1103	LED-48/48W/2700K	11319.7 lm	48 W	80
	111-0695	LED-48/48W/3000K	12158.2 lm	48 W	80
	111-0403	LED-48/48W/4000K	12996.7 lm	48 W	80
	 [S65] asymmetric, side throw	111-1104	LED-36/18W/2700K	4743.4 lm	18 W
111-0519		LED-36/18W/3000K	5070.6 lm	18 W	80
111-0442		LED-36/18W/4000K	5561.3 lm	18 W	80
111-1105		LED-36/36W/2700K	8412.2 lm	36 W	80
111-0701		LED-36/36W/3000K	9035.3 lm	36 W	80
111-0702		LED-36/36W/4000K	9658.5 lm	36 W	80
111-1106		LED-48/24W/2700K	6324.6 lm	24 W	80
111-0641		LED-48/24W/3000K	6760.8 lm	24 W	80
111-0443		LED-48/24W/4000K	7415 lm	24 W	80
111-1107		LED-48/48W/2700K	11216.3 lm	48 W	80
111-0703		LED-48/48W/3000K	12047.1 lm	48 W	80
111-0704		LED-48/48W/4000K	12878 lm	48 W	80
 [S70] asymmetric, side throw		111-1108	LED-36/18W/2700K	4535.7 lm	18 W
	111-0523	LED-36/18W/3000K	4848.6 lm	18 W	80
	111-0444	LED-36/18W/4000K	5317.8 lm	18 W	80
	111-1109	LED-36/36W/2700K	8043.8 lm	36 W	80
	111-0705	LED-36/36W/3000K	8639.7 lm	36 W	80
	111-0402	LED-36/36W/4000K	9235.5 lm	36 W	80
	111-1110	LED-48/24W/2700K	6047.7 lm	24 W	80
	111-0525	LED-48/24W/3000K	6464.7 lm	24 W	80
	111-0629	LED-48/24W/4000K	7090.4 lm	24 W	80
	111-1111	LED-48/48W/2700K	10725.1 lm	48 W	80

---

Light distribution	Part ID	Light source	Rated lumens	Rated input power	CRI
	111-0576	LED-48/48W/3000K	11519.6 lm	48 W	80
	111-0593	LED-48/48W/4000K	12314 lm	48 W	80

---