

Description

IP66, Class I. Class II on request. IK07. Marine-grade, die-cast aluminium alloy. 5CE superior corrosion protection including PCS hardware. Silicone CCG® Controlled Compression Gasket. Non-reflecting safety glass lens, hinged with safety switch. Integral EC electronic converter in thermally separated compartment. CAD-optimised optics for superior illumination and glare control. OLC® One LED Concept. Factory installed LED circuit board. The luminaire is factory-sealed and does not need to be opened during installation. Optional 2200 K version available. To be specified at time of ordering.

Includes cable connector, for cable 6-12 mm. Cable inclination angle: Maximum 10°.

Specifications

Material description




Body	Marine-grade, die-cast aluminium alloy			
Lens	Non-reflecting safety glass lens, hinged			
Colours	RAL9004 Signal black	RAL9006 White aluminium	RAL9016 Traffic white	RAL7016 Anthracite grey
	RAL9007 Grey aluminium			
Gasket	Silicone CCG® Controlled Compression Gasket			
Fasteners	PCS Polymer Coated Stainless Steel Hardware			
Ingress protection	IP66			
Impact resistance	IK07			
Corrosion resistance	5CE			

Electrical description

Power supply	220-240V / 50-60 Hz
Driver / Ballast	Integral EC electronic converter
Surge protection	6/6 kV (optional SP10)
Energy efficiency	C-D (Light source)

Additional information

Lifetime	Ta=25° L90B10 > 90000h
----------	------------------------

Options**Light distribution** [S70] asymmetric, side throw [S60] asymmetric, side throw [S65] asymmetric, side throw**Colour temperature** 4000K 3000K 2700K**Nominal Watt**



36 W

48 W

18 W

24 W

Configurations

Light distribution	Part ID	Light source	Rated lumens	Rated input power	CRI
 <p>[S60] asymmetric, side throw</p>	111-1100	LED-36/18W/2700K	4787.1 lm	18 W	80
	111-1100-70	LED-36/18W/2700K	5117.3 lm	18 W	70
	111-0515	LED-36/18W/3000K	5117.3 lm	18 W	80
	111-0515-70	LED-36/18W/3000K	5942.7 lm	18 W	70
	111-0440	LED-36/18W/4000K	5612.5 lm	18 W	80
	111-0440-70	LED-36/18W/4000K	6272.8 lm	18 W	70
	111-1101	LED-36/36W/2700K	8489.8 lm	36 W	80
	111-1101-70	LED-36/36W/2700K	9118.6 lm	36 W	70
	111-0692	LED-36/36W/3000K	9118.6 lm	36 W	80
	111-0692-70	LED-36/36W/3000K	10376.4 lm	36 W	70
	111-0623	LED-36/36W/4000K	9747.5 lm	36 W	80
	111-0623-70	LED-36/36W/4000K	11005.2 lm	36 W	70
	111-1102	LED-48/24W/2700K	6382.9 lm	24 W	80
	111-1102-70	LED-48/24W/2700K	6823.1 lm	24 W	70
	111-0517	LED-48/24W/3000K	6823.1 lm	24 W	80
	111-0517-70	LED-48/24W/3000K	7923.5 lm	24 W	70
	111-0441	LED-48/24W/4000K	7483.3 lm	24 W	80
	111-0441-70	LED-48/24W/4000K	8363.7 lm	24 W	70
	111-1103	LED-48/48W/2700K	11319.7 lm	48 W	80
	111-1103-70	LED-48/48W/2700K	12158.2 lm	48 W	70
	111-0695	LED-48/48W/3000K	12158.2 lm	48 W	80
	111-0695-70	LED-48/48W/3000K	13835.2 lm	48 W	70
	111-0403	LED-48/48W/4000K	12996.7 lm	48 W	80
	111-0403-70	LED-48/48W/4000K	14673.6 lm	48 W	70
 <p>[S65] asymmetric, side throw</p>	111-1104	LED-36/18W/2700K	4743.4 lm	18 W	80
	111-1104-70	LED-36/18W/2700K	5070.6 lm	18 W	70
	111-0519	LED-36/18W/3000K	5070.6 lm	18 W	80
	111-0519-70	LED-36/18W/3000K	5888.4 lm	18 W	70
	111-0442	LED-36/18W/4000K	5561.3 lm	18 W	80
	111-0442-70	LED-36/18W/4000K	6215.5 lm	18 W	70
	111-1105	LED-36/36W/2700K	8412.2 lm	36 W	80
	111-1105-70	LED-36/36W/2700K	9035.3 lm	36 W	70
	111-0701	LED-36/36W/3000K	9035.3 lm	36 W	80
	111-0701-70	LED-36/36W/3000K	10281.6 lm	36 W	70

Light distribution	Part ID	Light source	Rated lumens	Rated input power	CRI
	111-0702	LED-36/36W/4000K	9658.5 lm	36 W	80
	111-0702-70	LED-36/36W/4000K	10904.7 lm	36 W	70
	111-1106	LED-48/24W/2700K	6324.6 lm	24 W	80
	111-1106-70	LED-48/24W/2700K	6760.8 lm	24 W	70
	111-0641	LED-48/24W/3000K	6760.8 lm	24 W	80
	111-0641-70	LED-48/24W/3000K	7851.2 lm	24 W	70
	111-0443	LED-48/24W/4000K	7415 lm	24 W	80
	111-0443-70	LED-48/24W/4000K	8287.4 lm	24 W	70
	111-1107	LED-48/48W/2700K	11216.3 lm	48 W	80
	111-1107-70	LED-48/48W/2700K	12047.1 lm	48 W	70
	111-0703	LED-48/48W/3000K	12047.1 lm	48 W	80
	111-0703-70	LED-48/48W/3000K	13708.8 lm	48 W	70
	111-0704	LED-48/48W/4000K	12878 lm	48 W	80
	111-0704-70	LED-48/48W/4000K	14539.6 lm	48 W	70
	111-1108	LED-36/18W/2700K	4535.7 lm	18 W	80
	111-1108-70	LED-36/18W/2700K	4848.6 lm	18 W	70
	111-0523	LED-36/18W/3000K	4848.6 lm	18 W	80
	111-0523-70	LED-36/18W/3000K	5630.6 lm	18 W	70
	111-0444	LED-36/18W/4000K	5317.8 lm	18 W	80
	111-0444-70	LED-36/18W/4000K	5943.4 lm	18 W	70
	111-1109	LED-36/36W/2700K	8043.8 lm	36 W	80
	111-1109-70	LED-36/36W/2700K	8639.7 lm	36 W	70
	111-0705	LED-36/36W/3000K	8639.7 lm	36 W	80
	111-0705-70	LED-36/36W/3000K	9831.4 lm	36 W	70
	111-0402	LED-36/36W/4000K	9235.5 lm	36 W	80
	111-0402-70	LED-36/36W/4000K	10427.2 lm	36 W	70
	111-1110	LED-48/24W/2700K	6047.7 lm	24 W	80
	111-1110-70	LED-48/24W/2700K	6464.7 lm	24 W	70
	111-0525	LED-48/24W/3000K	6464.7 lm	24 W	80
	111-0525-70	LED-48/24W/3000K	7507.4 lm	24 W	70
	111-0629	LED-48/24W/4000K	7090.4 lm	24 W	80
	111-0629-70	LED-48/24W/4000K	7924.5 lm	24 W	70
	111-1111	LED-48/48W/2700K	10725.1 lm	48 W	80
	111-1111-70	LED-48/48W/2700K	11519.6 lm	48 W	70
	111-0576	LED-48/48W/3000K	11519.6 lm	48 W	80
	111-0576-70	LED-48/48W/3000K	13108.5 lm	48 W	70



[S70] asymmetric, side throw

Light distribution	Part ID	Light source	Rated lumens	Rated input power	CRI
	111-0593	LED-48/48W/4000K	12314 lm	48 W	80
	111-0593-70	LED-48/48W/4000K	13902.9 lm	48 W	70
