

Description

IP66. IK09. Marine-grade, die-cast aluminium alloy. 5CE superior corrosion protection + primer including PCS hardware. RFC™ Reflection Free Contour main lens. Silicone CCG® Controlled Compression Gasket.

Luminaire is factory-sealed and does not need to be opened during installation.

Integral EC electronic converter. DALI. Advanced thermal management protects LEDs while optimising lumens output. Removable LED boards for upgrading. DALI. CAD-optimised OLC® One LED Concept optics for superior illumination and glare control.

Maximum spacing for pathway and streetlighting applications depends on wattage and light distribution:

Specifications

Material description

Body	Marine-grade, die-cast aluminium alloy		
Lens	RFC™ Reflection Free Contour main lens		
Colours	RAL9004	RAL9006	RAL9007
	Signal black	White aluminium	Grey aluminium
Gasket	Silicone CCG® Controlled Compression Gasket		
Fasteners	PCS Polymer Coated Stainless Steel Hardware (unpainted)		
Ingress protection	IP66		
Impact resistance	IK09		
Corrosion resistance	5CE+Primer		

Electrical description


Power supply	230V / 50 Hz
Driver / Ballast	Integral EC electronic converter. DALI
Surge protection	In-pole surge protection SP10 device supplied. Please refer to WE-EF installation instructions for details. Use suffix +A for Integral surge protection.
Energy efficiency	The product is supplied with 10-year warranty. Please refer to the LED Warranty Statement located on www.we-ef.com for further details.


Additional information

Windage	0.0324 m ²
---------	-----------------------

Options

Light distribution

 [S65] asymmetric, side throw


 [S70] asymmetric, side throw

 [R65] rectangular, side throw

 [P65] pedestrian/bicycle lane

Colour temperature

 3000K

 4000K

 2700K

Nominal Watt

6 W



12 W



24 W

36 W

52 W

Configurations

Light distribution	Part ID	Light source	Rated lumens	Rated input power	CRI	
 <p>[P65] pedestrian/bicycle lane</p>	105-7105	LED-6/6W/2700K	767 lm	6 W	80	
	105-7006	LED-6/6W/3000K	819.9 lm	6 W	80	
	105-7022	LED-6/6W/4000K	899.2 lm	6 W	80	
	105-7109	LED-6/12W/2700K	1353.7 lm	12 W	80	
	105-7007	LED-6/12W/3000K	1454 lm	12 W	80	
	105-7023	LED-6/12W/4000K	1554.2 lm	12 W	80	
	105-7121	LED-12/12W/2700K	1533.9 lm	12 W	80	
	105-7008	LED-12/12W/3000K	1639.7 lm	12 W	80	
	105-7024	LED-12/12W/4000K	1798.4 lm	12 W	80	
	105-7125	LED-12/24W/2700K	2707.4 lm	24 W	80	
	105-7009	LED-12/24W/3000K	2907.9 lm	24 W	80	
	105-7025	LED-12/24W/4000K	3108.4 lm	24 W	80	
	105-7129	LED-12/36W/2700K	4337.3 lm	36 W	80	
	105-7016	LED-12/36W/3000K	4548.9 lm	36 W	80	
	105-7032	LED-12/36W/4000K	4760.4 lm	36 W	80	
	105-7133	LED-12/52W/2700K	5214.2 lm	52 W	80	
	105-7017	LED-12/52W/3000K	5515 lm	52 W	80	
	105-7033	LED-12/52W/4000K	5765.7 lm	52 W	80	
	 <p>[R65] rectangular, side throw</p>	105-7108	LED-6/6W/2700K	749.2 lm	6 W	80
		105-9910	LED-6/6W/3000K	800.9 lm	6 W	80
105-9920		LED-6/6W/4000K	878.4 lm	6 W	80	
105-7112		LED-6/12W/2700K	1322.4 lm	12 W	80	
105-9911		LED-6/12W/3000K	1420.4 lm	12 W	80	
105-9921		LED-6/12W/4000K	1518.3 lm	12 W	80	
105-7124		LED-12/12W/2700K	1498.5 lm	12 W	80	
105-9912		LED-12/12W/3000K	1601.8 lm	12 W	80	
105-9922		LED-12/12W/4000K	1756.8 lm	12 W	80	
105-7128		LED-12/24W/2700K	2644.8 lm	24 W	80	
105-9913		LED-12/24W/3000K	2840.7 lm	24 W	80	
105-9923		LED-12/24W/4000K	3036.6 lm	24 W	80	
105-7132		LED-12/36W/2700K	4237.1 lm	36 W	80	
105-7038		LED-12/36W/3000K	4443.8 lm	36 W	80	
105-7044		LED-12/36W/4000K	4650.5 lm	36 W	80	
105-7136		LED-12/52W/2700K	5093.7 lm	52 W	80	

Light distribution	Part ID	Light source	Rated lumens	Rated input power	CRI
 <p>[S65] asymmetric, side throw</p>	105-7039	LED-12/52W/3000K	5387.6 lm	52 W	80
	105-7045	LED-12/52W/4000K	5632.5 lm	52 W	80
	105-7106	LED-6/6W/2700K	802 lm	6 W	80
	105-9870	LED-6/6W/3000K	857.3 lm	6 W	80
	105-9880	LED-6/6W/4000K	940.2 lm	6 W	80
	105-7110	LED-6/12W/2700K	1415.4 lm	12 W	80
	105-9871	LED-6/12W/3000K	1520.3 lm	12 W	80
	105-9881	LED-6/12W/4000K	1625.1 lm	12 W	80
	105-7122	LED-12/12W/2700K	1603.9 lm	12 W	80
	105-9872	LED-12/12W/3000K	1714.5 lm	12 W	80
	105-9882	LED-12/12W/4000K	1880.4 lm	12 W	80
	105-7126	LED-12/24W/2700K	2830.9 lm	24 W	80
	105-9873	LED-12/24W/3000K	3040.6 lm	24 W	80
	105-9883	LED-12/24W/4000K	3250.3 lm	24 W	80
	105-7130	LED-12/36W/2700K	4535.2 lm	36 W	80
	105-9930	LED-12/36W/3000K	4756.4 lm	36 W	80
	105-9936	LED-12/36W/4000K	4977.6 lm	36 W	80
	105-7134	LED-12/52W/2700K	5452 lm	52 W	80
	105-9931	LED-12/52W/3000K	5766.6 lm	52 W	80
	105-9937	LED-12/52W/4000K	6028.7 lm	52 W	80
 <p>[S70] asymmetric, side throw</p>	105-7107	LED-6/6W/2700K	796.7 lm	6 W	80
	105-9890	LED-6/6W/3000K	851.6 lm	6 W	80
	105-9900	LED-6/6W/4000K	934.1 lm	6 W	80
	105-7111	LED-6/12W/2700K	1406.2 lm	12 W	80
	105-9891	LED-6/12W/3000K	1510.3 lm	12 W	80
	105-9901	LED-6/12W/4000K	1614.5 lm	12 W	80
	105-7123	LED-12/12W/2700K	1593.4 lm	12 W	80
	105-9892	LED-12/12W/3000K	1703.3 lm	12 W	80
	105-9902	LED-12/12W/4000K	1868.1 lm	12 W	80
	105-7127	LED-12/24W/2700K	2812.3 lm	24 W	80
	105-9893	LED-12/24W/3000K	3020.6 lm	24 W	80
	105-9903	LED-12/24W/4000K	3229 lm	24 W	80
	105-7131	LED-12/36W/2700K	4505.4 lm	36 W	80
	105-9942	LED-12/36W/3000K	4725.2 lm	36 W	80
	105-7000	LED-12/36W/4000K	4945 lm	36 W	80
105-7135	LED-12/52W/2700K	5416.3 lm	52 W	80	

Light distribution	Part ID	Light source	Rated lumens	Rated input power	CRI
	105-9943	LED-12/52W/3000K	5728.8 lm	52 W	80
	105-7001	LED-12/52W/4000K	5989.2 lm	52 W	80
