

## Description

IP66. IK06. Marine-grade, die-cast aluminium alloy. 5CE superior corrosion protection including PCS hardware. Safety glass lens. Silicone CCG® Controlled Compression Gasket. Luminaire is factory-sealed and does not need to be opened during installation.

Integral EC electronic converter in thermally separated compartment. Advanced thermal management protects LEDs while optimising lumens output. CAD-optimised optics for superior illumination and glare control. OLC® One LED Concept.

## Specifications

### Material description

---

Body	Marine-grade, die-cast aluminium alloy								
Lens	Safety glass lens								
Colours	<table><tr><td><b>RAL9004</b></td><td><b>RAL9016</b></td><td><b>RAL7016</b></td><td><b>RAL9007</b></td></tr><tr><td>Signal black</td><td>Traffic white</td><td>Anthracite grey</td><td>Grey aluminium</td></tr></table>	<b>RAL9004</b>	<b>RAL9016</b>	<b>RAL7016</b>	<b>RAL9007</b>	Signal black	Traffic white	Anthracite grey	Grey aluminium
<b>RAL9004</b>	<b>RAL9016</b>	<b>RAL7016</b>	<b>RAL9007</b>						
Signal black	Traffic white	Anthracite grey	Grey aluminium						
Gasket	Silicone CCG® Controlled Compression Gasket								
Fasteners	PCS hardware								
Corrosion resistance	5CE								

---

### Electrical description

---

Driver / Ballast	Integral EC electronic converter in thermally-separated compartment
------------------	---

---

### Additional information

**Options****Light distribution    Colour temperature    Nominal Watt**

[B]




3000K

24 W

36 W



[EES]



4000K







[M]



[EE]

## Configurations

Light distribution	Part ID	Light source	Rated lumens	Rated input power	CRI
 [B]	138-8992	LED-12/24W/3000K	2709.2 lm	24 W	80
	138-8994	LED-12/24W/4000K	2896 lm	24 W	80
	138-6006	LED-12/36W/3000K	3795.1 lm	36 W	80
	138-6009	LED-12/36W/4000K	3971.6 lm	36 W	80
 [EE]	138-9011	LED-12/24W/3000K	2883.7 lm	24 W	80
	138-9014	LED-12/24W/4000K	3082.5 lm	24 W	80
	138-6008	LED-12/36W/3000K	4093.2 lm	36 W	80
	138-6011	LED-12/36W/4000K	4283.6 lm	36 W	80
 [EES]	138-8993	LED-12/24W/3000K	3077.9 lm	24 W	80
	138-8995	LED-12/24W/4000K	3290.2 lm	24 W	80
 [M]	138-9010	LED-12/24W/3000K	2998.6 lm	24 W	80
	138-9013	LED-12/24W/4000K	3205.4 lm	24 W	80
	138-6007	LED-12/36W/3000K	4325.2 lm	36 W	80
	138-6010	LED-12/36W/4000K	4526.4 lm	36 W	80