

#### Description

IP66. Class I. IK07. Marine-grade, die-cast aluminium alloy. 5CE superior corrosion protection including PCS hardware. Safety glass lens. Silicone rubber gasket. Luminaire is factory-sealed and does not need to be opened during installation.

Integral EC electronic converter. Advanced thermal management protects LEDs while optimising lumens output. CAD-optimised optics for superior illumination and glare control. OLC® One LED Concept. Two cable entries. Optional 2200 K version up to max. 1050mA available. To be specified at time of ordering.

Luminaire can be mounted for up or down lighting.

## Specifications

### Material description

Body	Marine-grade, die-cast aluminium alloy			
Lens	Safety glass lens			
Colours	<b>RAL9004</b> Signal black	<b>RAL9016</b> Traffic white	<b>RAL7016</b> Anthracite grey	<b>RAL9007</b> Grey aluminium
Gasket	Silicone rubber gasket			
Fasteners	PCS hardware			
Ingress protection	IP66			
Impact resistance	IK07			
Corrosion resistance	5CE			

### Electrical description









Power supply	220-240V / 50-60 Hz
Driver / Ballast	Integral EC electronic converter
Surge protection	1/2 kV (optional SP10)
Energy efficiency	C-D (Light source)

### Additional information

Lifetime	Ta=25° L90B10 > 90000h
----------	------------------------

**Options**

**Light distribution**

- 
[M] symmetric, medium beam
- 
[E] symmetric, narrow beam
- 
[A60] asymmetric, forward throw
- 
[M/A60] symmetric, medium beam up and forward throw down
- 
[E/A60] symmetric, narrow beam up and forward throw down
- 
[M/M] symmetric, medium beam up and down
- 
[E/M] symmetric, narrow beam up and medium beam down
- 
[E/E] symmetric, narrow beam up and down



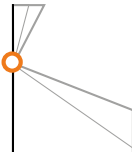
**Colour temperature**


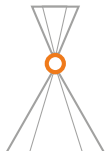

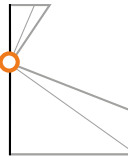
	3000K
	4000K
	2700K

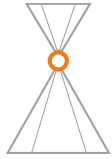
**Nominal Watt**

12 W
24 W
18 W
36 W
26 W
52 W

## Configurations

Light distribution	Part ID	Light source	Rated lumens	Rated input power	CRI
 <p>[A60] asymmetric, forward throw</p>	131-9310	LED-6/12W/2700K	794 lm	12 W	80
	131-9532	LED-6/12W/3000K	852.9 lm	12 W	80
	131-9536	LED-6/12W/4000K	911.7 lm	12 W	80
	131-9256	LED-6/18W/2700K	1205.8 lm	18 W	80
	131-0238	LED-6/18W/3000K	1264.6 lm	18 W	80
	131-9786	LED-6/18W/3000K	1264.6 lm	18 W	80
	131-0239	LED-6/18W/4000K	1323.4 lm	18 W	80
	131-9789	LED-6/18W/4000K	1323.4 lm	18 W	80
	131-9265	LED-6/26W/2700K	1529.2 lm	26 W	80
	131-0244	LED-6/26W/3000K	1617.5 lm	26 W	80
	131-9792	LED-6/26W/3000K	1617.5 lm	26 W	80
	131-0245	LED-6/26W/4000K	1691 lm	26 W	80
	131-9795	LED-6/26W/4000K	1691 lm	26 W	80
 <p>[E] symmetric, narrow beam</p>	131-9312	LED-6/12W/2700K	1223.2 lm	12 W	80
	131-9534	LED-6/12W/3000K	1313.8 lm	12 W	80
	131-9538	LED-6/12W/4000K	1404.4 lm	12 W	80
	131-9258	LED-6/18W/2700K	1857.4 lm	18 W	80
	131-0236	LED-6/18W/3000K	1948 lm	18 W	80
	131-9788	LED-6/18W/3000K	1948 lm	18 W	80
	131-0237	LED-6/18W/4000K	2038.6 lm	18 W	80
	131-9791	LED-6/18W/4000K	2038.6 lm	18 W	80
	131-9267	LED-6/26W/2700K	2355.8 lm	26 W	80
	131-0242	LED-6/26W/3000K	2491.7 lm	26 W	80
	131-9794	LED-6/26W/3000K	2491.7 lm	26 W	80
	131-0243	LED-6/26W/4000K	2604.9 lm	26 W	80
	131-9797	LED-6/26W/4000K	2604.9 lm	26 W	80
 <p>[E/A60] symmetric, narrow beam up and forward throw down</p>	131-9314	LED-6/24W/2700K	2017.7 lm	24 W	80
	131-9542	LED-6/24W/3000K	2167.2 lm	24 W	80
	131-9548	LED-6/24W/4000K	2316.6 lm	24 W	80
	131-9341	LED-6/36W/2700K	3063.9 lm	36 W	80
	131-9799	LED-6/36W/3000K	3213.4 lm	36 W	80
	131-9804	LED-6/36W/4000K	3362.8 lm	36 W	80
	131-9346	LED-6/52W/2700K	3886 lm	52 W	80
131-9809	LED-6/52W/3000K	4110.1 lm	52 W	80	

Light distribution	Part ID	Light source	Rated lumens	Rated input power	CRI	
 <p>[E/E] symmetric, narrow beam up and down</p>	131-9814	LED-6/52W/4000K	4297 lm	52 W	80	
	131-9317	LED-6/24W/2700K	2447.1 lm	24 W	80	
	131-9545	LED-6/24W/3000K	2628.4 lm	24 W	80	
	131-9551	LED-6/24W/4000K	2809.6 lm	24 W	80	
	131-9344	LED-6/36W/2700K	3716 lm	36 W	80	
	131-9802	LED-6/36W/3000K	3897.2 lm	36 W	80	
	131-9807	LED-6/36W/4000K	4078.5 lm	36 W	80	
	131-9349	LED-6/52W/2700K	4712.9 lm	52 W	80	
	131-9812	LED-6/52W/3000K	4984.8 lm	52 W	80	
	131-9817	LED-6/52W/4000K	5211.4 lm	52 W	80	
 <p>[E/M] symmetric, narrow beam up and medium beam down</p>	131-9316	LED-6/24W/2700K	2315.8 lm	24 W	80	
	131-9544	LED-6/24W/3000K	2487.3 lm	24 W	80	
	131-9550	LED-6/24W/4000K	2658.8 lm	24 W	80	
	131-9343	LED-6/36W/2700K	3516.5 lm	36 W	80	
	131-9801	LED-6/36W/3000K	3688.1 lm	36 W	80	
	131-9806	LED-6/36W/4000K	3859.6 lm	36 W	80	
	131-9348	LED-6/52W/2700K	4460 lm	52 W	80	
	131-9811	LED-6/52W/3000K	4717.3 lm	52 W	80	
	131-9816	LED-6/52W/4000K	4931.7 lm	52 W	80	
	 <p>[M] symmetric, medium beam</p>	131-9311	LED-6/12W/2700K	1092 lm	12 W	80
131-9533		LED-6/12W/3000K	1172.9 lm	12 W	80	
131-9537		LED-6/12W/4000K	1253.8 lm	12 W	80	
131-9257		LED-6/18W/2700K	1658.3 lm	18 W	80	
131-0234		LED-6/18W/3000K	1739.1 lm	18 W	80	
131-9787		LED-6/18W/3000K	1739.1 lm	18 W	80	
131-0235		LED-6/18W/4000K	1820 lm	18 W	80	
131-9790		LED-6/18W/4000K	1820 lm	18 W	80	
131-9266		LED-6/26W/2700K	2103.2 lm	26 W	80	
131-0240		LED-6/26W/3000K	2224.5 lm	26 W	80	
131-9793		LED-6/26W/3000K	2224.5 lm	26 W	80	
131-0241		LED-6/26W/4000K	2325.6 lm	26 W	80	
131-9796		LED-6/26W/4000K	2325.6 lm	26 W	80	
		131-9313	LED-6/24W/2700K	1886.4 lm	24 W	80
		131-9541	LED-6/24W/3000K	2026.1 lm	24 W	80
	131-9547	LED-6/24W/4000K	2165.8 lm	24 W	80	
	131-9340	LED-6/36W/2700K	2864.5 lm	36 W	80	

Light distribution	Part ID	Light source	Rated lumens	Rated input power	CRI
[M/A60] symmetric, medium beam up and forward throw down	131-9798	LED-6/36W/3000K	3004.2 lm	36 W	80
	131-9803	LED-6/36W/4000K	3144 lm	36 W	80
	131-9345	LED-6/52W/2700K	3633 lm	52 W	80
	131-9808	LED-6/52W/3000K	3842.6 lm	52 W	80
	131-9813	LED-6/52W/4000K	4017.3 lm	52 W	80
 [M/M] symmetric, medium beam up and down	131-9315	LED-6/24W/2700K	2184.4 lm	24 W	80
	131-9543	LED-6/24W/3000K	2346.2 lm	24 W	80
	131-9549	LED-6/24W/4000K	2508.1 lm	24 W	80
	131-9342	LED-6/36W/2700K	3317.1 lm	36 W	80
	131-9800	LED-6/36W/3000K	3478.9 lm	36 W	80
	131-9805	LED-6/36W/4000K	3640.7 lm	36 W	80
	131-9347	LED-6/52W/2700K	4207.1 lm	52 W	80
	131-9810	LED-6/52W/3000K	4449.8 lm	52 W	80
	131-9815	LED-6/52W/4000K	4652 lm	52 W	80