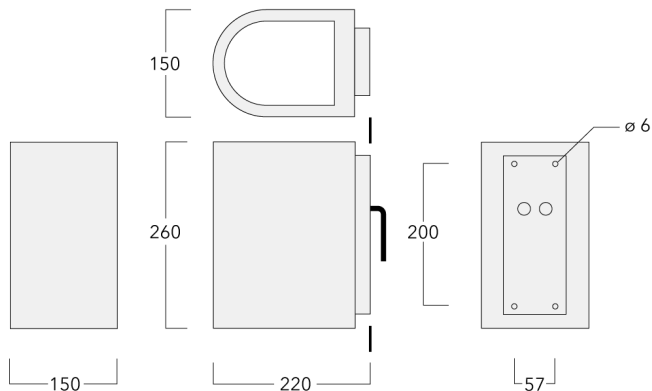






Description

IP66, Class I. Class II on request. IK07. Marine-grade, die-cast aluminium alloy. 5CE superior corrosion protection including PCS hardware. Silicone rubber gasket. Safety glass lens. Two cable entries. Integral EC electronic converter. CAD-optimised optics for superior illumination and glare control. OLC® One LED Concept. Factory installed LED circuit board. 1-10V or DALI interface on request. Optional 2200 K version up to max. 1050mA available. To be specified at time of ordering.



Specifications

Material description

Body	Marine-grade die-cast aluminium alloy			
Lens	Safety glass lens			
Colours	RAL9004 Signal black	RAL9006 White aluminium	RAL9016 Traffic white	RAL7016 Anthracite grey
	RAL9007 Grey aluminium			
Gasket	Silicone rubber gasket			
Fasteners	PCS Polymer Coated Stainless Steel Hardware			
Ingress protection	IP66			
Impact resistance	IK07			
Corrosion resistance	5CE			

Electrical description

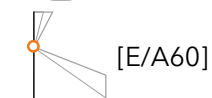
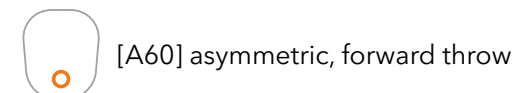
Power supply	220-240V / 50-60 Hz
Driver / Ballast	Integral EC electronic converter
Surge protection	1/2 kV (optional SP10)
Energy efficiency	C-D (Light source)

Additional information


Lifetime	Ta=25° L90B10 > 90000h
----------	------------------------

Options

Light distribution



Colour temperature



Nominal Watt



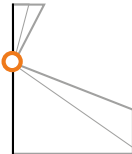

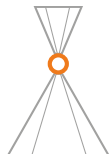
12 W


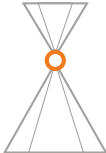
24 W

18 W

26 W

Configurations

Light distribution	Part ID	Light source	Rated lumens	Rated input power	CRI
 <p>[A60] asymmetric, forward throw</p>	131-9310	LED-6/12W/2700K	794 lm	12 W	80
	131-9532	LED-6/12W/3000K	852.9 lm	12 W	80
	131-9536	LED-6/12W/4000K	911.7 lm	12 W	80
	131-9256	LED-6/18W/2700K	1205.8 lm	18 W	80
	131-0238	LED-6/18W/3000K	1264.6 lm	18 W	80
	131-0239	LED-6/18W/4000K	1323.4 lm	18 W	80
	131-9265	LED-6/26W/2700K	1529.2 lm	26 W	80
	131-0244	LED-6/26W/3000K	1617.5 lm	26 W	80
	131-0245	LED-6/26W/4000K	1691 lm	26 W	80
 <p>[E]</p>	131-9312	LED-6/12W/2700K	1223.2 lm	12 W	80
	131-9534	LED-6/12W/3000K	1313.8 lm	12 W	80
	131-9538	LED-6/12W/4000K	1404.4 lm	12 W	80
	131-9258	LED-6/18W/2700K	1857.4 lm	18 W	80
	131-0236	LED-6/18W/3000K	1948 lm	18 W	80
	131-0237	LED-6/18W/4000K	2038.6 lm	18 W	80
	131-9267	LED-6/26W/2700K	2355.8 lm	26 W	80
	131-0242	LED-6/26W/3000K	2491.7 lm	26 W	80
	131-0243	LED-6/26W/4000K	2604.9 lm	26 W	80
 <p>[E/A60]</p>	131-9314	LED-6/24W/2700K	2017.7 lm	24 W	80
	131-9542	LED-6/24W/3000K	2167.2 lm	24 W	80
	131-9548	LED-6/24W/4000K	2316.6 lm	24 W	80
 <p>[E/E]</p>	131-9317	LED-6/24W/2700K	2447.1 lm	24 W	80
	131-9545	LED-6/24W/3000K	2628.4 lm	24 W	80
	131-9551	LED-6/24W/4000K	2809.6 lm	24 W	80
 <p>[E/M]</p>	131-9316	LED-6/24W/2700K	2315.8 lm	24 W	80
	131-9544	LED-6/24W/3000K	2487.3 lm	24 W	80
	131-9550	LED-6/24W/4000K	2658.8 lm	24 W	80
	131-9311	LED-6/12W/2700K	1092 lm	12 W	80
	131-9533	LED-6/12W/3000K	1172.9 lm	12 W	80
	131-9537	LED-6/12W/4000K	1253.8 lm	12 W	80

Light distribution	Part ID	Light source	Rated lumens	Rated input power	CRI
 [M]	131-9257	LED-6/18W/2700K	1658.3 lm	18 W	80
	131-0234	LED-6/18W/3000K	1739.1 lm	18 W	80
	131-0235	LED-6/18W/4000K	1820 lm	18 W	80
	131-9266	LED-6/26W/2700K	2103.2 lm	26 W	80
	131-0240	LED-6/26W/3000K	2224.5 lm	26 W	80
	131-0241	LED-6/26W/4000K	2325.6 lm	26 W	80
 [M/M]	131-9315	LED-6/24W/2700K	2184.4 lm	24 W	80
	131-9543	LED-6/24W/3000K	2346.2 lm	24 W	80
	131-9549	LED-6/24W/4000K	2508.1 lm	24 W	80