



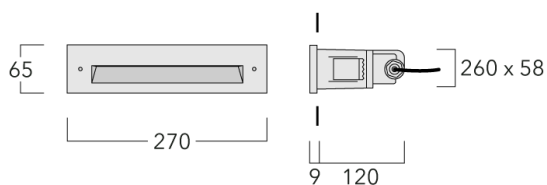


Description

IP66. IK10. Marine-grade, die-cast aluminium alloy. 5CE superior corrosion protection including PCS hardware. Polycarbonate main lens. Silicone rubber gasket. Luminaire is factory-sealed and does not need to be opened during installation.

Integral EC electronic converter. Advanced thermal management protects LEDs while optimising lumens output. Two cable entries.

Pre-installation blackout is recommended for mounting in concrete, available on request.



Specifications

Material description

Body	Marine-grade, die-cast aluminium alloy			
Lens	Polycarbonate			
Colours	RAL9004	RAL9016	RAL7016	RAL9007
	Signal black	Traffic white	Anthracite grey	Grey aluminium
Gasket	Silicone rubber gasket			
Fasteners	PCS Polymer Coated Stainless Steel Hardware			
Impact resistance	IK10			
Corrosion resistance	5CE			




Electrical description

Power supply	220-240V / 50-60 Hz
Driver / Ballast	Integral EC electronic converter
Surge protection	1-2/2 kV
Energy efficiency	C (Light source)

Additional information

Lifetime	Ta=25° L80B10 > 54000h
----------	------------------------

Options

Light distribution	Colour temperature	Nominal Watt
□	 3000K	6 W
	 4000K	
	 2700K	

Configurations

Light distribution	Part ID	Light source	Rated lumens	Rated input power	CRI
[]	190-9037	LED-2/6W/2700K	161.1 lm	6 W	80
	190-9008	LED-2/6W/3000K	170.9 lm	6 W	80
	190-9009	LED-2/6W/4000K	180.7 lm	6 W	80