

Description

Downward aimed shielded light source.

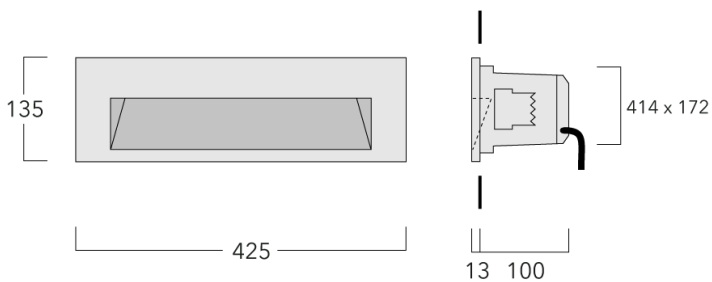
ADA (American Disabilities Act) Compliant.

IP66. Class I. IK10. Marine-grade, die-cast aluminum alloy. 5CE superior corrosion protection including PCS hardware. Silicone CCG® Controlled Compression Gasket. Safety glass lens. Two cable entries. Integral driver. Factory-installed LED circuit board. 0-10V Dimming standard.

A pre-installation blockout is available and recommended for mounting in concrete walls; to be ordered separately.

Specify product with 7 Digit product code - Finish Color. Accessories, such as mounting, optical, and electrical, must be specified separately.

Example: XXX-XXXX-9004 (Black)
+ XXX-XXXX (Accessory 1)



Specifications

Material description

Body	Marine-grade die-cast aluminium alloy			
Lens	Safety glass lens			
Colors	RAL9004 Signal black	RAL9016 Traffic white	RAL8019 Grey brown	RAL9007 Grey aluminium
Gasket	Silicone rubber gasket			
Fasteners	PCS Polymer Coated Stainless Steel Hardware			
Ingress protection	IP66			
Impact resistance	IK10			
Corrosion resistance	5CE			

Electrical description

Power supply	Integral [ECG] electronic driver 120V-277V. 0-10V dimmable, to be specified with order.
Driver / Ballast	Integral EC electronic converter
Surge protection	1/2 kV
Energy efficiency	C (Light source)


Additional information

Length x Width (inches)	16.73 x 5.32
Listings	ETL Listed. Suitable for wet locations.
Lifetime	Ta=25°/40° L80B10 > 54000h

Options


Light distribution **Color temperature** **Nominal Watt**

[]



3000K

8 W



4000K

Configurations

Light distribution	Part ID	Light source	Delivered lumens	Rated input power	CRI
□	133-0402	LED-2/8W/3000K	355.9 lm	8 W	80
	133-0403	LED-2/8W/4000K	384.8 lm	8 W	80