

### Description

IP55, Class I. Class II on request. IK10. Marine-grade, die-cast aluminium alloy. 5CE superior corrosion protection including PCS hardware. Silicone rubber gasket. Polycarbonate main lens. Two cable entries. Factory installed LED circuit board. Integral EC electronic converter. Optional 2200 K version available. To be specified at time of ordering.

A pre-installation blockout is available and recommended for mounting in concrete walls. To be ordered separately.

## Specifications

### Material description

Body	Marine-grade die-cast aluminium alloy																
Lens	Polycarbonate lens																
Colours	<table><tr><td><b>RAL9004</b></td><td><b>RAL9006</b></td><td><b>RAL9016</b></td><td><b>RAL7016</b></td></tr><tr><td>Signal black</td><td>White aluminium</td><td>Traffic white</td><td>Anthracite grey</td></tr><tr><td><b>RAL9007</b></td><td></td><td></td><td></td></tr><tr><td>Grey aluminium</td><td></td><td></td><td></td></tr></table>	<b>RAL9004</b>	<b>RAL9006</b>	<b>RAL9016</b>	<b>RAL7016</b>	Signal black	White aluminium	Traffic white	Anthracite grey	<b>RAL9007</b>				Grey aluminium			
<b>RAL9004</b>	<b>RAL9006</b>	<b>RAL9016</b>	<b>RAL7016</b>														
Signal black	White aluminium	Traffic white	Anthracite grey														
<b>RAL9007</b>																	
Grey aluminium																	
Gasket	Silicone rubber gasket																
Fasteners	PCS Polymer Coated Stainless Steel Hardware																
Ingress protection	IP55																
Impact resistance	IK10																
Corrosion resistance	5CE																




### Electrical description

Power supply	220-240V / 50-60 Hz
Driver / Ballast	Integral EC electronic converter
Surge protection	1/2 kV
Energy efficiency	C-D (Light source)

### Additional information

Lifetime	Ta=25° L80B10 > 54000h
----------	------------------------

**Options**

Light distribution	Colour temperature	Nominal Watt
□	 4000K	6 W
	 3000K	
	 2700K	

## Configurations

Light distribution	Part ID	Light source	Rated lumens	Rated input power	CRI
[]	133-0443	LED-4/6W/2700K	188.6 lm	6 W	80
	133-0328	LED-4/6W/3000K	202.8 lm	6 W	80
	133-0322	LED-4/6W/4000K	216.9 lm	6 W	80