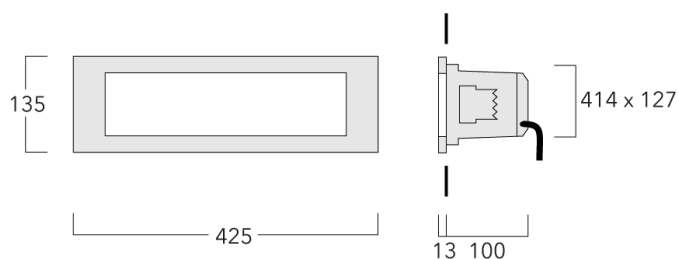


Description

IP66, Class I. IK10. Marine-grade, die-cast aluminium alloy. 5CE superior corrosion protection + primer including PCS hardware. Silicone rubber gasket. Polycarbonate main lens. Two cable entries. Factory installed LED circuit board. Integral EC electronic converter. Optional 2200 K version available. To be specified at time of ordering.



A pre-installation blockout is available and recommended for mounting in concrete walls. To be ordered separately.

Specifications

Material description

Body	Marine-grade die-cast aluminium alloy						
Lens	Polycarbonate lens						
Colours	<table><tr><td>RAL9004</td><td>RAL9006</td><td>RAL9007</td></tr><tr><td>Signal black</td><td>White aluminium</td><td>Grey aluminium</td></tr></table>	RAL9004	RAL9006	RAL9007	Signal black	White aluminium	Grey aluminium
RAL9004	RAL9006	RAL9007					
Signal black	White aluminium	Grey aluminium					
Gasket	Silicone rubber gasket						
Fasteners	PCS Polymer Coated Stainless Steel Hardware (unpainted)						
Ingress protection	IP66						
Impact resistance	IK10						
Corrosion resistance	5CE+Primer						




Electrical description

Power supply	230V / 50 Hz
Driver / Ballast	Integral EC electronic converter
Surge protection	1/2 kV
Energy efficiency	The product is supplied with 10-year warranty. Please refer to the LED Warranty Statement located on www.we-ef.com for further details.

Additional information

Listings	Special version with VA stainless steel frame available
Lifetime	Ta=40° L80B10 > 54000h

Options

Light distribution	Colour temperature	Nominal Watt
□	 3000K	21 W
	 4000K	
	 2700K	

Configurations

Light distribution	Part ID	Light source	Rated lumens	Rated input power	CRI
[]	133-0447	LED-9/21W/2700K	747.5 lm	21 W	80
	133-0352	LED-9/21W/3000K	802.5 lm	21 W	80
	133-0353	LED-9/21W/4000K	857.4 lm	21 W	80