

### Beschreibung

IP66, SKI oder SKII. IK08. Korrosionsbeständiger Aluminiumguss. PCS beschichtete Edelstahlschrauben. 5CE Korrosionsschutz. CCG® Controlled Compression Gasket Silikondichtung. RFC® Reflection Free Contour Abdeckung. Eingebaute elektronische Betriebsgeräte, thermisch getrennt. DALI. CAD-optimierte OLC® One LED Concept Technik zur Lichtlenkung und Entblendung. Eingebaute LED Platine. Die Leuchte wird anschlussfertig geliefert und muss zur Installation nicht geöffnet werden.

Variante mit 2200 K erhältlich, bei Bestellung bitte angeben.

Zopfmaß Ø 60 x 80 mm optional erhältlich, bei Bestellung bitte angeben.

Photometrische Dateien (IES, LDT) für Lichtverteilungen [S60] [S65] [S70] [R65] [P65] [A60] mit Backlight Shield auf Anfrage.

## Spezifikationen

### Materialbeschreibung

|                         |   |                |                |                |
|-------------------------|---|----------------|----------------|----------------|
| Gehäuse                 | Korrosionsbeständiger Aluminiumguss     |                |                |                |
| Abdeckung               | RFC® Reflection Free Contour technology |                |                |                |
| Farben                  | <b>RAL9004</b>                          | <b>RAL9006</b> | <b>RAL9016</b> | <b>RAL7016</b> |
|                         | Signalschwarz                           | Weißaluminium  | Verkehrsweiß   | Anthrazitgrau  |
|                         | <b>RAL9007</b>                          | Graualuminium  |                |                |
| Dichtung                | CCG® Silikondichtung                    |                |                |                |
| Schrauben               | PCS beschichtete Edelstahlschrauben     |                |                |                |
| Schutzart               | IP66                                    |                |                |                |
| Schlagfestigkeit        | IK08                                    |                |                |                |
| Korrosionsbeständigkeit | 5CE                                     |                |                |                |

### Elektrische Beschreibung

|                               |   |
|-------------------------------|---|
| Netz                          | 220-240V / 50-60 Hz                           |
| Netzgerät /<br>Vorschaltgerät | Eingebaute elektronische Betriebsgeräte. DALI |
| Überspannungsschutz           | 6/6 kV  |
| Energieeffizienz              | C-D (Lichtquelle)                             |

### Weitere Informationen

|             |                        |
|-------------|------------------------|
| Lebensdauer | Ta=25° L90B10 > 90000h |
|-------------|------------------------|

**Auswahl****Lichtverteilung****Farbtemperaturen****Nominal Watt**

[S60] asymmetrisch seitlich



[S65] asymmetrisch seitlich



[S70] asymmetrisch seitlich



[R65] asymmetrisch vorwärts, breitstrahlend




[A60] asymmetrisch vorwärts gerichtet



[P65] asymmetrisch seitlich, engstrahlend



3000K



4000K





2700K



12 W



24 W

36 W

## Konfigurationen

| Lichtverteilung   | Artikelnummer   | Lichtquelle      | Bemessungslichtstrom | Bemessungsleistung | CRI  |    |
|---|---|------------------|----------------------|--------------------|------|----|
|  <p>[A60] asymmetrisch vorwärts gerichtet</p> | 108-2313  | LED-12/12W/2700K | 1529.5 lm            | 12 W               | 80   |    |
|   | 108-2313-70   | LED-12/12W/2700K | 1635 lm              | 12 W               | 70   |    |
|   | 108-1496  | LED-12/12W/3000K | 1635 lm              | 12 W               | 80   |    |
|   | 108-1496-70   | LED-12/12W/3000K | 1898.7 lm            | 12 W               | 70   |    |
|   | 108-1497  | LED-12/12W/4000K | 1793.2 lm            | 12 W               | 80   |    |
|   | 108-1497-70   | LED-12/12W/4000K | 2004.2 lm            | 12 W               | 70   |    |
|   | 108-2314  | LED-12/24W/2700K | 2745.5 lm            | 24 W               | 80   |    |
|   | 108-2314-70   | LED-12/24W/2700K | 2948.9 lm            | 24 W               | 70   |    |
|   | 108-1498  | LED-12/24W/3000K | 2948.9 lm            | 24 W               | 80   |    |
|   | 108-1498-70   | LED-12/24W/3000K | 3355.7 lm            | 24 W               | 70   |    |
|   | 108-1499  | LED-12/24W/4000K | 3152.3 lm            | 24 W               | 80   |    |
|   | 108-1499-70   | LED-12/24W/4000K | 3559 lm              | 24 W               | 70   |    |
|   | 108-2342  | LED-12/36W/2700K | 4055.2 lm            | 36 W               | 80   |    |
|   | 108-2342-70   | LED-12/36W/2700K | 4648.7 lm            | 36 W               | 70   |    |
|   | 108-2038  | LED-12/36W/3000K | 4253.1 lm            | 36 W               | 80   |    |
|   | 108-2038-70   | LED-12/36W/3000K | 4846.5 lm            | 36 W               | 70   |    |
|   | 108-2039  | LED-12/36W/4000K | 4450.9 lm            | 36 W               | 80   |    |
|   | 108-2039-70   | LED-12/36W/4000K | 5044.3 lm            | 36 W               | 70   |    |
|   |  <p>[P65] asymmetrisch seitlich, engstrahlend</p> | 108-2315         | LED-12/12W/2700K     | 1598.1 lm          | 12 W | 80 |
|   |   | 108-2315-70      | LED-12/12W/2700K     | 1708.3 lm          | 12 W | 70 |
| 108-1500  |   | LED-12/12W/3000K | 1708.3 lm            | 12 W               | 80   |    |
| 108-1500-70   |   | LED-12/12W/3000K | 1983.8 lm            | 12 W               | 70   |    |
| 108-1501  |   | LED-12/12W/4000K | 1873.6 lm            | 12 W               | 80   |    |
| 108-1501-70   |   | LED-12/12W/4000K | 2094.1 lm            | 12 W               | 70   |    |
| 108-2316  |   | LED-12/24W/2700K | 2907.1 lm            | 24 W               | 80   |    |
| 108-2316-70   |   | LED-12/24W/2700K | 3122.4 lm            | 24 W               | 70   |    |
| 108-1502  |   | LED-12/24W/3000K | 3122.4 lm            | 24 W               | 80   |    |
| 108-1502-70   |   | LED-12/24W/3000K | 3553.1 lm            | 24 W               | 70   |    |
| 108-1503  |   | LED-12/24W/4000K | 3337.7 lm            | 24 W               | 80   |    |
| 108-1503-70   |   | LED-12/24W/4000K | 3768.4 lm            | 24 W               | 70   |    |
| 108-2343  |   | LED-12/36W/2700K | 4471.4 lm            | 36 W               | 80   |    |
| 108-2343-70   |   | LED-12/36W/2700K | 5125.7 lm            | 36 W               | 70   |    |
| 108-2036  |   | LED-12/36W/3000K | 4689.5 lm            | 36 W               | 80   |    |
| 108-2036-70   |   | LED-12/36W/3000K | 5343.8 lm            | 36 W               | 70   |    |

| Lichtverteilung   | Artikelnummer | Lichtquelle      | Bemessungslichtstrom | Bemessungsleistung | CRI |
|---|---------------|------------------|----------------------|--------------------|-----|
|  <p>[R65] asymmetrisch vorwärts,<br/>breitstrahlend</p> | 108-2037      | LED-12/36W/4000K | 4907.6 lm            | 36 W               | 80  |
|   | 108-2037-70   | LED-12/36W/4000K | 5562 lm              | 36 W               | 70  |
|   | 108-2311      | LED-12/12W/2700K | 1562.9 lm            | 12 W               | 80  |
|   | 108-2311-70   | LED-12/12W/2700K | 1670.7 lm            | 12 W               | 70  |
|   | 108-1492      | LED-12/12W/3000K | 1670.7 lm            | 12 W               | 80  |
|   | 108-1492-70   | LED-12/12W/3000K | 1940.2 lm            | 12 W               | 70  |
|   | 108-1493      | LED-12/12W/4000K | 1832.4 lm            | 12 W               | 80  |
|   | 108-1493-70   | LED-12/12W/4000K | 2048 lm              | 12 W               | 70  |
|   | 108-2312      | LED-12/24W/2700K | 2805.5 lm            | 24 W               | 80  |
|   | 108-2312-70   | LED-12/24W/2700K | 3013.3 lm            | 24 W               | 70  |
|   | 108-1494      | LED-12/24W/3000K | 3013.3 lm            | 24 W               | 80  |
|   | 108-1494-70   | LED-12/24W/3000K | 3429 lm              | 24 W               | 70  |
|   | 108-1495      | LED-12/24W/4000K | 3221.1 lm            | 24 W               | 80  |
|   | 108-1495-70   | LED-12/24W/4000K | 3636.8 lm            | 24 W               | 70  |
|   | 108-2341      | LED-12/36W/2700K | 4147.6 lm            | 36 W               | 80  |
|   | 108-2341-70   | LED-12/36W/2700K | 4754.6 lm            | 36 W               | 70  |
|   | 108-2034      | LED-12/36W/3000K | 4349.9 lm            | 36 W               | 80  |
|   | 108-2034-70   | LED-12/36W/3000K | 4956.9 lm            | 36 W               | 70  |
|   | 108-2035      | LED-12/36W/4000K | 4552.2 lm            | 36 W               | 80  |
|   | 108-2035-70   | LED-12/36W/4000K | 5159.2 lm            | 36 W               | 70  |
|  <p>[S60] asymmetrisch seitlich</p>                   | 108-2303      | LED-12/12W/2700K | 1611.3 lm            | 12 W               | 80  |
|   | 108-2303-70   | LED-12/12W/2700K | 1722.4 lm            | 12 W               | 70  |
|   | 108-1480      | LED-12/12W/3000K | 1722.4 lm            | 12 W               | 80  |
|   | 108-1480-70   | LED-12/12W/3000K | 2000.3 lm            | 12 W               | 70  |
|   | 108-1481      | LED-12/12W/4000K | 1889.1 lm            | 12 W               | 80  |
|   | 108-1481-70   | LED-12/12W/4000K | 2111.4 lm            | 12 W               | 70  |
|   | 108-1890      | LED-12/24W/2700K | 2936.4 lm            | 24 W               | 80  |
|   | 108-1890-70   | LED-12/24W/2700K | 3154 lm              | 24 W               | 70  |
|   | 108-1482      | LED-12/24W/3000K | 3154 lm              | 24 W               | 80  |
|   | 108-1482-70   | LED-12/24W/3000K | 3589 lm              | 24 W               | 70  |
|   | 108-1483      | LED-12/24W/4000K | 3371.5 lm            | 24 W               | 80  |
|   | 108-1483-70   | LED-12/24W/4000K | 3806.5 lm            | 24 W               | 70  |
|   | 108-2338      | LED-12/36W/2700K | 4386.2 lm            | 36 W               | 80  |
|   | 108-2338-70   | LED-12/36W/2700K | 5028.1 lm            | 36 W               | 70  |
|   | 108-2032      | LED-12/36W/3000K | 4600.1 lm            | 36 W               | 80  |
|   | 108-2032-70   | LED-12/36W/3000K | 5242 lm              | 36 W               | 70  |

| Lichtverteilung   | Artikelnummer | Lichtquelle      | Bemessungslichtstrom | Bemessungsleistung | CRI |
|---|---------------|------------------|----------------------|--------------------|-----|
| <br>[S65] asymmetrisch seitlich   | 108-2033      | LED-12/36W/4000K | 4814.1 lm            | 36 W               | 80  |
|   | 108-2033-70   | LED-12/36W/4000K | 5456 lm              | 36 W               | 70  |
|   | 108-2304      | LED-12/12W/2700K | 1632.3 lm            | 12 W               | 80  |
|   | 108-2304-70   | LED-12/12W/2700K | 1744.9 lm            | 12 W               | 70  |
|   | 108-1484      | LED-12/12W/3000K | 1744.9 lm            | 12 W               | 80  |
|   | 108-1484-70   | LED-12/12W/3000K | 2026.3 lm            | 12 W               | 70  |
|   | 108-1485      | LED-12/12W/4000K | 1913.7 lm            | 12 W               | 80  |
|   | 108-1485-70   | LED-12/12W/4000K | 2138.9 lm            | 12 W               | 70  |
|   | 108-2308      | LED-12/24W/2700K | 2989.8 lm            | 24 W               | 80  |
|   | 108-2308-70   | LED-12/24W/2700K | 3211.3 lm            | 24 W               | 70  |
|   | 108-1486      | LED-12/24W/3000K | 3211.3 lm            | 24 W               | 80  |
|   | 108-1486-70   | LED-12/24W/3000K | 3654.2 lm            | 24 W               | 70  |
|   | 108-1487      | LED-12/24W/4000K | 3432.7 lm            | 24 W               | 80  |
|   | 108-1487-70   | LED-12/24W/4000K | 3875.7 lm            | 24 W               | 70  |
|   | 108-2339      | LED-12/36W/2700K | 4472 lm              | 36 W               | 80  |
|   | 108-2339-70   | LED-12/36W/2700K | 5126.5 lm            | 36 W               | 70  |
|   | 108-2030      | LED-12/36W/3000K | 4690.2 lm            | 36 W               | 80  |
|   | 108-2030-70   | LED-12/36W/3000K | 5344.6 lm            | 36 W               | 70  |
|   | 108-2031      | LED-12/36W/4000K | 4908.3 lm            | 36 W               | 80  |
|   | 108-2031-70   | LED-12/36W/4000K | 5562.8 lm            | 36 W               | 70  |
| <br>[S70] asymmetrisch seitlich | 108-2309      | LED-12/12W/2700K | 1603.7 lm            | 12 W               | 80  |
|   | 108-2309-70   | LED-12/12W/2700K | 1714.3 lm            | 12 W               | 70  |
|   | 108-1488      | LED-12/12W/3000K | 1714.3 lm            | 12 W               | 80  |
|   | 108-1488-70   | LED-12/12W/3000K | 1990.8 lm            | 12 W               | 70  |
|   | 108-1489      | LED-12/12W/4000K | 1880.2 lm            | 12 W               | 80  |
|   | 108-1489-70   | LED-12/12W/4000K | 2101.4 lm            | 12 W               | 70  |
|   | 108-2310      | LED-12/24W/2700K | 2915.1 lm            | 24 W               | 80  |
|   | 108-2310-70   | LED-12/24W/2700K | 3131.1 lm            | 24 W               | 70  |
|   | 108-1490      | LED-12/24W/3000K | 3131.1 lm            | 24 W               | 80  |
|   | 108-1490-70   | LED-12/24W/3000K | 3562.9 lm            | 24 W               | 70  |
|   | 108-1491      | LED-12/24W/4000K | 3347 lm              | 24 W               | 80  |
|   | 108-1491-70   | LED-12/24W/4000K | 3778.9 lm            | 24 W               | 70  |
|   | 108-2340      | LED-12/36W/2700K | 4317.8 lm            | 36 W               | 80  |
|   | 108-2340-70   | LED-12/36W/2700K | 4949.7 lm            | 36 W               | 70  |
|   | 108-2028      | LED-12/36W/3000K | 4528.5 lm            | 36 W               | 80  |
|   | 108-2028-70   | LED-12/36W/3000K | 5160.3 lm            | 36 W               | 70  |

---

| Lichtverteilung | Artikelnummer | Lichtquelle      | Bemessungslichtstrom | Bemessungsleistung | CRI |
|-----------------|---------------|------------------|----------------------|--------------------|-----|
|                 | 108-2029      | LED-12/36W/4000K | 4739.1 lm            | 36 W               | 80  |
|                 | 108-2029-70   | LED-12/36W/4000K | 5371 lm              | 36 W               | 70  |

---