

Description

IP66, Class I. IK08. Marine-grade, die-cast aluminium alloy. 5CE superior corrosion protection including PCS hardware. RFC™ Reflection Free Contour main lens. Silicone CCG® Controlled Compression Gasket. Luminaire is factory-sealed and does not need to be opened during installation.

Integral EC electronic converter. DALI interface. Advanced thermal management protects LEDs while optimising lumens output. Removable LED boards for upgrading. CAD-optimised optics for superior illumination and glare control. OLC® One LED Concept. Optional 2200 K version available. To be specified at time of ordering.

Maximum spacing for streetlighting applications depends on wattage and light distribution: 5.5 to 9 times the mounting height.

Specifications

Material description

Body	Marine-grade, die-cast aluminium alloy			
Lens	RFC™ Reflection Free Contour main lens			
Colours	RAL9004	RAL9016	RAL7016	RAL9007
	Signal black	Traffic white	Anthracite grey	Grey aluminium
Fasteners	PCS Polymer Coated Stainless Steel hardware			
Ingress protection	IP66			
Impact resistance	IK08			
Corrosion resistance	5CE			

Electrical description


Power supply	220-240V / 50-60 Hz
Driver / Ballast	Integral electronic converter with DALI interface
Surge protection	6/6 kV
Energy efficiency	C-D (Light source)


Additional information


Lifetime	Ta=25° L90B10 > 90000h
----------	------------------------

Options


Light distribution

 [S60] asymmetric, side throw

 [S65] asymmetric, side throw

 [S70] asymmetric, side throw


 [R65] rectangular, side throw

 [A60] asymmetric, forward throw

 [P65] pedestrian/bicycle lane

Colour temperature

 3000K

 4000K

 2700K





Nominal Watt



12 W

24 W

36 W

Configurations

Light distribution	Part ID	Light source	Rated lumens	Rated input power	CRI
 <p>[A60] asymmetric, forward throw</p>	108-2313	LED-12/12W/2700K	1529.5 lm	12 W	80
	108-1496	LED-12/12W/3000K	1635 lm	12 W	80
	108-1497	LED-12/12W/4000K	1793.2 lm	12 W	80
	108-2314	LED-12/24W/2700K	2745.5 lm	24 W	80
	108-1498	LED-12/24W/3000K	2948.9 lm	24 W	80
	108-1499	LED-12/24W/4000K	3152.3 lm	24 W	80
	108-2342	LED-12/36W/2700K	4055.2 lm	36 W	80
	108-2038	LED-12/36W/3000K	4253.1 lm	36 W	80
	108-2039	LED-12/36W/4000K	4450.9 lm	36 W	80
 <p>[P65] pedestrian/bicycle lane</p>	108-2315	LED-12/12W/2700K	1598.1 lm	12 W	80
	108-1500	LED-12/12W/3000K	1708.3 lm	12 W	80
	108-1501	LED-12/12W/4000K	1873.6 lm	12 W	80
	108-2316	LED-12/24W/2700K	2907.1 lm	24 W	80
	108-1502	LED-12/24W/3000K	3122.4 lm	24 W	80
	108-1503	LED-12/24W/4000K	3337.7 lm	24 W	80
	108-2343	LED-12/36W/2700K	4471.4 lm	36 W	80
	108-2036	LED-12/36W/3000K	4689.5 lm	36 W	80
	108-2037	LED-12/36W/4000K	4907.6 lm	36 W	80
 <p>[R65] rectangular, side throw</p>	108-2311	LED-12/12W/2700K	1562.9 lm	12 W	80
	108-1492	LED-12/12W/3000K	1670.7 lm	12 W	80
	108-1493	LED-12/12W/4000K	1832.4 lm	12 W	80
	108-2312	LED-12/24W/2700K	2805.5 lm	24 W	80
	108-1494	LED-12/24W/3000K	3013.3 lm	24 W	80
	108-1495	LED-12/24W/4000K	3221.1 lm	24 W	80
	108-2341	LED-12/36W/2700K	4147.6 lm	36 W	80
	108-2034	LED-12/36W/3000K	4349.9 lm	36 W	80
	108-2035	LED-12/36W/4000K	4552.2 lm	36 W	80
 <p>[S60] asymmetric, side throw</p>	108-2303	LED-12/12W/2700K	1611.3 lm	12 W	80
	108-1480	LED-12/12W/3000K	1722.4 lm	12 W	80
	108-1481	LED-12/12W/4000K	1889.1 lm	12 W	80
	108-1890	LED-12/24W/2700K	2936.4 lm	24 W	80
	108-1482	LED-12/24W/3000K	3154 lm	24 W	80
	108-1483	LED-12/24W/4000K	3371.5 lm	24 W	80
	108-2338	LED-12/36W/2700K	4386.2 lm	36 W	80

Light distribution	Part ID	Light source	Rated lumens	Rated input power	CRI
 [S65] asymmetric, side throw	108-2032	LED-12/36W/3000K	4600.1 lm	36 W	80
	108-2033	LED-12/36W/4000K	4814.1 lm	36 W	80
	108-2304	LED-12/12W/2700K	1632.3 lm	12 W	80
	108-1484	LED-12/12W/3000K	1744.9 lm	12 W	80
	108-1485	LED-12/12W/4000K	1913.7 lm	12 W	80
	108-2308	LED-12/24W/2700K	2989.8 lm	24 W	80
	108-1486	LED-12/24W/3000K	3211.3 lm	24 W	80
	108-1487	LED-12/24W/4000K	3432.7 lm	24 W	80
	108-2339	LED-12/36W/2700K	4472 lm	36 W	80
	108-2030	LED-12/36W/3000K	4690.2 lm	36 W	80
 [S70] asymmetric, side throw	108-2031	LED-12/36W/4000K	4908.3 lm	36 W	80
	108-2309	LED-12/12W/2700K	1603.7 lm	12 W	80
	108-1488	LED-12/12W/3000K	1714.3 lm	12 W	80
	108-1489	LED-12/12W/4000K	1880.2 lm	12 W	80
	108-2310	LED-12/24W/2700K	2915.1 lm	24 W	80
	108-1490	LED-12/24W/3000K	3131.1 lm	24 W	80
	108-1491	LED-12/24W/4000K	3347 lm	24 W	80
	108-2340	LED-12/36W/2700K	4317.8 lm	36 W	80
	108-2028	LED-12/36W/3000K	4528.5 lm	36 W	80
	108-2029	LED-12/36W/4000K	4739.1 lm	36 W	80