

Description

IP66, Class I or Class II. IK08. Marine-grade, die-cast aluminium alloy. 5CE superior corrosion protection including PCS hardware. Silicone CCG® Controlled Compression Gasket. RFC® Reflection Free Contour main lens. Integral EC electronic converter in thermally separated compartment. DALI. CAD-optimised optics for superior illumination and glare control. OLC® One LED Concept. Factory installed LED circuit board. The luminaire is factory-sealed and does not need to be opened during installation.

Optional 2200 K version available. To be specified at time of ordering.

Spigot Ø 60 x 80 mm optional available. Must be indicated during order placement.

Photometric files (IES, LDT) for light distributions [S60] [S65] [S70] [R65] [P65] [A60] with Backlight Shield on request.

Specifications

Material description





Body	Marine-grade, die-cast aluminium alloy			
Lens	RFC® Reflection Free Contour technology			
Colours	RAL9004	RAL9006	RAL9016	RAL7016
	Signal black	White aluminium	Traffic white	Anthracite grey
	RAL9007			
	Grey aluminium			
Fasteners	PCS Polymer Coated Stainless Steel Hardware			
Ingress protection	IP66			
Impact resistance	IK08			
Corrosion resistance	5CE			

Electrical description

Power supply	220-240V / 50-60 Hz
Driver / Ballast	Integral EC electronic converter. DALI
Surge protection	6/6 kV
Energy efficiency	C-D (Light source)

Additional information

Lifetime	Ta=25° L90B10 > 90000h
----------	------------------------



Options**Light distribution** [S60] asymmetric, side throw [S65] asymmetric, side throw [S70] asymmetric, side throw [R65] [A60] asymmetric, forward throw [P65] pedestrian/bicycle lane**Colour temperature** 3000K 4000K 2700K**Nominal Watt**



12 W



24 W

36 W

Configurations

Light distribution	Part ID	Light source	Rated lumens	Rated input power	CRI	
 <p>[A60] asymmetric, forward throw</p>	108-2313	LED-12/12W/2700K	1529.5 lm	12 W	80	
	108-2313-70	LED-12/12W/2700K	1635 lm	12 W	70	
	108-1496	LED-12/12W/3000K	1635 lm	12 W	80	
	108-1496-70	LED-12/12W/3000K	1898.7 lm	12 W	70	
	108-1497	LED-12/12W/4000K	1793.2 lm	12 W	80	
	108-1497-70	LED-12/12W/4000K	2004.2 lm	12 W	70	
	108-2314	LED-12/24W/2700K	2745.5 lm	24 W	80	
	108-2314-70	LED-12/24W/2700K	2948.9 lm	24 W	70	
	108-1498	LED-12/24W/3000K	2948.9 lm	24 W	80	
	108-1498-70	LED-12/24W/3000K	3355.7 lm	24 W	70	
	108-1499	LED-12/24W/4000K	3152.3 lm	24 W	80	
	108-1499-70	LED-12/24W/4000K	3559 lm	24 W	70	
	108-2342	LED-12/36W/2700K	4055.2 lm	36 W	80	
	108-2342-70	LED-12/36W/2700K	4648.7 lm	36 W	70	
	108-2038	LED-12/36W/3000K	4253.1 lm	36 W	80	
	108-2038-70	LED-12/36W/3000K	4846.5 lm	36 W	70	
	108-2039	LED-12/36W/4000K	4450.9 lm	36 W	80	
	108-2039-70	LED-12/36W/4000K	5044.3 lm	36 W	70	
	 <p>[P65] pedestrian/bicycle lane</p>	108-2315	LED-12/12W/2700K	1598.1 lm	12 W	80
		108-2315-70	LED-12/12W/2700K	1708.3 lm	12 W	70
108-1500		LED-12/12W/3000K	1708.3 lm	12 W	80	
108-1500-70		LED-12/12W/3000K	1983.8 lm	12 W	70	
108-1501		LED-12/12W/4000K	1873.6 lm	12 W	80	
108-1501-70		LED-12/12W/4000K	2094.1 lm	12 W	70	
108-2316		LED-12/24W/2700K	2907.1 lm	24 W	80	
108-2316-70		LED-12/24W/2700K	3122.4 lm	24 W	70	
108-1502		LED-12/24W/3000K	3122.4 lm	24 W	80	
108-1502-70		LED-12/24W/3000K	3553.1 lm	24 W	70	
108-1503		LED-12/24W/4000K	3337.7 lm	24 W	80	
108-1503-70		LED-12/24W/4000K	3768.4 lm	24 W	70	
108-2343		LED-12/36W/2700K	4471.4 lm	36 W	80	
108-2343-70		LED-12/36W/2700K	5125.7 lm	36 W	70	
108-2036		LED-12/36W/3000K	4689.5 lm	36 W	80	
108-2036-70		LED-12/36W/3000K	5343.8 lm	36 W	70	

Light distribution	Part ID	Light source	Rated lumens	Rated input power	CRI
 [R65]	108-2037	LED-12/36W/4000K	4907.6 lm	36 W	80
	108-2037-70	LED-12/36W/4000K	5562 lm	36 W	70
	108-2311	LED-12/12W/2700K	1562.9 lm	12 W	80
	108-2311-70	LED-12/12W/2700K	1670.7 lm	12 W	70
	108-1492	LED-12/12W/3000K	1670.7 lm	12 W	80
	108-1492-70	LED-12/12W/3000K	1940.2 lm	12 W	70
	108-1493	LED-12/12W/4000K	1832.4 lm	12 W	80
	108-1493-70	LED-12/12W/4000K	2048 lm	12 W	70
	108-2312	LED-12/24W/2700K	2805.5 lm	24 W	80
	108-2312-70	LED-12/24W/2700K	3013.3 lm	24 W	70
	108-1494	LED-12/24W/3000K	3013.3 lm	24 W	80
	108-1494-70	LED-12/24W/3000K	3429 lm	24 W	70
	108-1495	LED-12/24W/4000K	3221.1 lm	24 W	80
	108-1495-70	LED-12/24W/4000K	3636.8 lm	24 W	70
	108-2341	LED-12/36W/2700K	4147.6 lm	36 W	80
	108-2341-70	LED-12/36W/2700K	4754.6 lm	36 W	70
	108-2034	LED-12/36W/3000K	4349.9 lm	36 W	80
	108-2034-70	LED-12/36W/3000K	4956.9 lm	36 W	70
	108-2035	LED-12/36W/4000K	4552.2 lm	36 W	80
	108-2035-70	LED-12/36W/4000K	5159.2 lm	36 W	70
 [S60] asymmetric, side throw	108-2303	LED-12/12W/2700K	1611.3 lm	12 W	80
	108-2303-70	LED-12/12W/2700K	1722.4 lm	12 W	70
	108-1480	LED-12/12W/3000K	1722.4 lm	12 W	80
	108-1480-70	LED-12/12W/3000K	2000.3 lm	12 W	70
	108-1481	LED-12/12W/4000K	1889.1 lm	12 W	80
	108-1481-70	LED-12/12W/4000K	2111.4 lm	12 W	70
	108-1890	LED-12/24W/2700K	2936.4 lm	24 W	80
	108-1890-70	LED-12/24W/2700K	3154 lm	24 W	70
	108-1482	LED-12/24W/3000K	3154 lm	24 W	80
	108-1482-70	LED-12/24W/3000K	3589 lm	24 W	70
	108-1483	LED-12/24W/4000K	3371.5 lm	24 W	80
	108-1483-70	LED-12/24W/4000K	3806.5 lm	24 W	70
	108-2338	LED-12/36W/2700K	4386.2 lm	36 W	80
	108-2338-70	LED-12/36W/2700K	5028.1 lm	36 W	70
	108-2032	LED-12/36W/3000K	4600.1 lm	36 W	80
	108-2032-70	LED-12/36W/3000K	5242 lm	36 W	70

Light distribution	Part ID	Light source	Rated lumens	Rated input power	CRI
 <p>[S65] asymmetric, side throw</p>	108-2033	LED-12/36W/4000K	4814.1 lm	36 W	80
	108-2033-70	LED-12/36W/4000K	5456 lm	36 W	70
	108-2304	LED-12/12W/2700K	1632.3 lm	12 W	80
	108-2304-70	LED-12/12W/2700K	1744.9 lm	12 W	70
	108-1484	LED-12/12W/3000K	1744.9 lm	12 W	80
	108-1484-70	LED-12/12W/3000K	2026.3 lm	12 W	70
	108-1485	LED-12/12W/4000K	1913.7 lm	12 W	80
	108-1485-70	LED-12/12W/4000K	2138.9 lm	12 W	70
	108-2308	LED-12/24W/2700K	2989.8 lm	24 W	80
	108-2308-70	LED-12/24W/2700K	3211.3 lm	24 W	70
	108-1486	LED-12/24W/3000K	3211.3 lm	24 W	80
	108-1486-70	LED-12/24W/3000K	3654.2 lm	24 W	70
	108-1487	LED-12/24W/4000K	3432.7 lm	24 W	80
	108-1487-70	LED-12/24W/4000K	3875.7 lm	24 W	70
	108-2339	LED-12/36W/2700K	4472 lm	36 W	80
	108-2339-70	LED-12/36W/2700K	5126.5 lm	36 W	70
	108-2030	LED-12/36W/3000K	4690.2 lm	36 W	80
	108-2030-70	LED-12/36W/3000K	5344.6 lm	36 W	70
	108-2031	LED-12/36W/4000K	4908.3 lm	36 W	80
	108-2031-70	LED-12/36W/4000K	5562.8 lm	36 W	70
 <p>[S70] asymmetric, side throw</p>	108-2309	LED-12/12W/2700K	1603.7 lm	12 W	80
	108-2309-70	LED-12/12W/2700K	1714.3 lm	12 W	70
	108-1488	LED-12/12W/3000K	1714.3 lm	12 W	80
	108-1488-70	LED-12/12W/3000K	1990.8 lm	12 W	70
	108-1489	LED-12/12W/4000K	1880.2 lm	12 W	80
	108-1489-70	LED-12/12W/4000K	2101.4 lm	12 W	70
	108-2310	LED-12/24W/2700K	2915.1 lm	24 W	80
	108-2310-70	LED-12/24W/2700K	3131.1 lm	24 W	70
	108-1490	LED-12/24W/3000K	3131.1 lm	24 W	80
	108-1490-70	LED-12/24W/3000K	3562.9 lm	24 W	70
	108-1491	LED-12/24W/4000K	3347 lm	24 W	80
	108-1491-70	LED-12/24W/4000K	3778.9 lm	24 W	70
	108-2340	LED-12/36W/2700K	4317.8 lm	36 W	80
	108-2340-70	LED-12/36W/2700K	4949.7 lm	36 W	70
	108-2028	LED-12/36W/3000K	4528.5 lm	36 W	80
	108-2028-70	LED-12/36W/3000K	5160.3 lm	36 W	70

Light distribution	Part ID	Light source	Rated lumens	Rated input power	CRI
	108-2029	LED-12/36W/4000K	4739.1 lm	36 W	80
	108-2029-70	LED-12/36W/4000K	5371 lm	36 W	70
