

Description

IP66, Class I or Class II. IK08. Marine-grade die-cast aluminium alloy. 5CE superior corrosion protection + primer including PCS hardware. Silicone CCG® Controlled Compression Gasket. UV stabilised acrylic panel in RFC® technology. Integrated heat sinks. Easy removal and replacement of LED board. DALI. CAD optimised OLC® PMMA lens for superior illumination and glare control. The luminaire is factory-sealed and does not need to be opened during the installation.

PC Amber and 2200 K available on request (to be specified at time of ordering).

Max drive current:

PC Amber - 700 mA

2200 K - 1050 mA (CRI70 only)

Spigot D: 76 x 80 mm (optional 60 x 80 mm).

Specifications

Material description

Body	Marine-grade, die-cast aluminium alloy		
Lens	UV stabilised acrylic panel in RFC™ Reflection Free Contour technology		
Colours	RAL9004 Signal black	RAL9006 White aluminium	RAL9007 Grey aluminium
Gasket	Silicone CCG® Controlled Compression Gasket		
Fasteners	PCS Polymer Coated Stainless Steel Hardware (unpainted)		
Ingress protection	IP66		
Corrosion resistance	5CE+Primer		

Electrical description

Power supply	230V / 50 Hz
Driver / Ballast	Integral EC electronic converter. DALI
Surge protection	In-pole surge protection SP10 device supplied. Please refer to WE-EF installation instructions for details. Use suffix +A for Integral surge protection.
Energy efficiency	The product is supplied with 10-year warranty. Please refer to the LED Warranty Statement located on www.we-ef.com for further details.

Additional information

Listings	Listed on the AEMO load table at 28.6 W (12 LED version) and at 55.5 W (24 LED version)
Lifetime	Ta=40° L90B10 > 90000h

Options

Light distribution

Colour temperature

Nominal Watt



[S60] asymmetric, side throw



[S70] asymmetric, side throw



[A60] asymmetric, forward throw



[S65] asymmetric, side throw



[R65] rectangular, side throw



[P65] pedestrian/bicycle lane



[P45L] pedestrian crossing, left-hand traffic



[P45R] pedestrian crossing, right-hand traffic



3000K



4000K



2700K



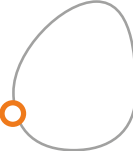

12 W



24 W



48 W

72 W

Configurations

Light distribution	Part ID	Light source	Rated lumens	Rated input power	CRI
 <p>[A60] asymmetric, forward throw</p>	108-2331	LED-12/12W/2700K	1521.2 lm	12 W	80
	108-1129	LED-12/12W/3000K	1626.1 lm	12 W	80
	108-1130	LED-12/12W/4000K	1783.5 lm	12 W	80
	108-2332	LED-12/24W/2700K	2688.3 lm	24 W	80
	108-1144	LED-12/24W/3000K	2887.4 lm	24 W	80
	108-1145	LED-12/24W/4000K	3086.5 lm	24 W	80
	108-2333	LED-24/24W/2700K	3042.4 lm	24 W	80
	108-1159	LED-24/24W/3000K	3252.2 lm	24 W	80
	108-1160	LED-24/24W/4000K	3566.9 lm	24 W	80
	108-2334	LED-24/48W/2700K	5376.5 lm	48 W	80
	108-1174	LED-24/48W/3000K	5774.8 lm	48 W	80
	108-1175	LED-24/48W/4000K	6173 lm	48 W	80
	108-2348	LED-24/72W/2700K	8110.5 lm	72 W	80
	108-2040	LED-24/72W/3000K	8506.1 lm	72 W	80
 <p>[P45L] pedestrian crossing, left-hand traffic</p>	108-2041	LED-24/72W/4000K	8901.8 lm	72 W	80
	108-2807	LED-24/72W/2700K	8850.3 lm	72 W	80
	108-2808	LED-24/72W/3000K	9282 lm	72 W	80
	108-2809	LED-24/72W/4000K	9713.7 lm	72 W	80
 <p>[P45R] pedestrian crossing, right-hand traffic</p>	108-2810	LED-24/72W/2700K	8850.3 lm	72 W	80
	108-2811	LED-24/72W/3000K	9282 lm	72 W	80
	108-2812	LED-24/72W/4000K	9713.7 lm	72 W	80
 <p>[P65] pedestrian/bicycle lane</p>	108-2335	LED-12/12W/2700K	1598.1 lm	12 W	80
	108-1552	LED-12/12W/3000K	1708.3 lm	12 W	80
	108-1553	LED-12/12W/4000K	1873.6 lm	12 W	80
	108-2241	LED-12/24W/2700K	2907.1 lm	24 W	80
	108-1554	LED-12/24W/3000K	3122.4 lm	24 W	80
	108-1555	LED-12/24W/4000K	3337.7 lm	24 W	80
	108-2336	LED-24/24W/2700K	3196.2 lm	24 W	80
	108-1556	LED-24/24W/3000K	3416.6 lm	24 W	80
	108-1557	LED-24/24W/4000K	3747.2 lm	24 W	80

Light distribution	Part ID	Light source	Rated lumens	Rated input power	CRI
 <p>[R65] rectangular, side throw</p>	108-2337	LED-24/48W/2700K	5814.1 lm	48 W	80
	108-1558	LED-24/48W/3000K	6244.8 lm	48 W	80
	108-1559	LED-24/48W/4000K	6675.5 lm	48 W	80
	108-2349	LED-24/72W/2700K	8942.8 lm	72 W	80
	108-2042	LED-24/72W/3000K	9379 lm	72 W	80
	108-2043	LED-24/72W/4000K	9815.2 lm	72 W	80
	108-2328	LED-12/12W/2700K	1564.1 lm	12 W	80
	108-1135	LED-12/12W/3000K	1671.9 lm	12 W	80
	108-1136	LED-12/12W/4000K	1833.7 lm	12 W	80
	108-2240	LED-12/24W/2700K	2725.4 lm	24 W	80
	108-1150	LED-12/24W/3000K	2927.2 lm	24 W	80
	108-1151	LED-12/24W/4000K	3129.1 lm	24 W	80
	108-2329	LED-24/24W/2700K	3128.1 lm	24 W	80
	108-1165	LED-24/24W/3000K	3343.8 lm	24 W	80
	108-1166	LED-24/24W/4000K	3667.4 lm	24 W	80
	108-2330	LED-24/48W/2700K	5450.7 lm	48 W	80
	108-1180	LED-24/48W/3000K	5854.5 lm	48 W	80
	108-1181	LED-24/48W/4000K	6258.2 lm	48 W	80
108-2347	LED-24/72W/2700K	8295.2 lm	72 W	80	
108-2044	LED-24/72W/3000K	8699.8 lm	72 W	80	
108-2045	LED-24/72W/4000K	9104.5 lm	72 W	80	
 <p>[S60] asymmetric, side throw</p>	108-2317	LED-12/12W/2700K	1613.9 lm	12 W	80
	108-1123	LED-12/12W/3000K	1725.2 lm	12 W	80
	108-1124	LED-12/12W/4000K	1892.1 lm	12 W	80
	108-2318	LED-12/24W/2700K	3005.1 lm	24 W	80
	108-1138	LED-12/24W/3000K	3120.9 lm	24 W	80
	108-1139	LED-12/24W/4000K	3336.1 lm	24 W	80
	108-2319	LED-24/24W/2700K	3227.7 lm	24 W	80
	108-1153	LED-24/24W/3000K	3450.3 lm	24 W	80
	108-1154	LED-24/24W/4000K	3784.2 lm	24 W	80
	108-2320	LED-24/48W/2700K	5811.3 lm	48 W	80
	108-1168	LED-24/48W/3000K	6241.8 lm	48 W	80
	108-1169	LED-24/48W/4000K	6672.2 lm	48 W	80
	108-2344	LED-24/72W/2700K	8772.3 lm	72 W	80
	108-2046	LED-24/72W/3000K	9200.3 lm	72 W	80
	108-2047	LED-24/72W/4000K	9628.2 lm	72 W	80

Light distribution	Part ID	Light source	Rated lumens	Rated input power	CRI
 [S65] asymmetric, side throw	108-2321	LED-12/12W/2700K	1636.5 lm	12 W	80
	108-1132	LED-12/12W/3000K	1749.4 lm	12 W	80
	108-1133	LED-12/12W/4000K	1918.7 lm	12 W	80
	108-2322	LED-12/24W/2700K	3047.3 lm	24 W	80
	108-1147	LED-12/24W/3000K	3156 lm	24 W	80
	108-1148	LED-12/24W/4000K	3373.6 lm	24 W	80
	108-2323	LED-24/24W/2700K	3273.1 lm	24 W	80
	108-1162	LED-24/24W/3000K	3498.8 lm	24 W	80
	108-1163	LED-24/24W/4000K	3837.4 lm	24 W	80
	108-2324	LED-24/48W/2700K	5876.7 lm	48 W	80
	108-1177	LED-24/48W/3000K	6312 lm	48 W	80
	108-1178	LED-24/48W/4000K	6747.3 lm	48 W	80
	108-2345	LED-24/72W/2700K	8944.1 lm	72 W	80
	108-2048	LED-24/72W/3000K	9380.3 lm	72 W	80
	108-2049	LED-24/72W/4000K	9816.6 lm	72 W	80
 [S70] asymmetric, side throw	108-2325	LED-12/12W/2700K	1609.2 lm	12 W	80
	108-1126	LED-12/12W/3000K	1720.2 lm	12 W	80
	108-1127	LED-12/12W/4000K	1886.7 lm	12 W	80
	108-2326	LED-12/24W/2700K	2877.3 lm	24 W	80
	108-1141	LED-12/24W/3000K	3090.4 lm	24 W	80
	108-1142	LED-12/24W/4000K	3303.5 lm	24 W	80
	108-2327	LED-24/24W/2700K	3218.4 lm	24 W	80
	108-1156	LED-24/24W/3000K	3440.4 lm	24 W	80
	108-1157	LED-24/24W/4000K	3773.3 lm	24 W	80
	108-1872	LED-24/48W/2700K	5754.6 lm	48 W	80
	108-1171	LED-24/48W/3000K	6180.8 lm	48 W	80
	108-1172	LED-24/48W/4000K	6607.1 lm	48 W	80
	108-2346	LED-24/72W/2700K	8635.7 lm	72 W	80
	108-2050	LED-24/72W/3000K	9056.9 lm	72 W	80
	108-2051	LED-24/72W/4000K	9478.2 lm	72 W	80