

Description

IP66, Class I or Class II. IK08. Marine-grade die-cast aluminium alloy. 5CE superior corrosion protection + primer including PCS hardware. Silicone CCG[®] Controlled Compression Gasket. UV stabilised acrylic panel in RFC[®] technology. Integrated heat sinks. Easy removal and replacement of LED board. CAD optimised OLC[®] PMMA lens for superior illumination and glare control. DALI. The luminaire is factory-sealed and does not need to be opened during the installation. PC Amber and 2200 K available on request or as 'Wild-Light' 2200 K combined with 3000 K with Eco Step Dim[®] Advanced or Motion available on request, must be specified at time of ordering.

Max drive current:

PC Amber - 700 mA

2200 K - 1050 mA (CRI70 only)

Contact WE-EF direct or your local WE-EF sales representative for an individual solution designed to precisely meet your needs.

Spigot D = 60 x 80 mm or D = 76 x 80 mm (to be specified at order placement).

A professional lighting design in consultation with the

relevant sections of AS/NZS-1158.4:2015 is essential for all applications with the [P45] lens.

Specifications

Material description

Body	Marine-grade, die-cast aluminium alloy		
Lens	UV stabilised acrylic panel in RFC™ Reflection Free Contour technology		
Colours	RAL9004	RAL9006	RAL9007
	Signal black	White aluminium	Grey aluminium
Gasket	Silicone CCG® Controlled Compression Gasket		
Fasteners	PCS Polymer Coated Stainless Steel Hardware (unpainted)		
Ingress protection	IP66		
Impact resistance	IK08		
Corrosion resistance	5CE+Primer		

Electrical description

Power supply	230V / 50 Hz
Driver / Ballast	Integral EC electronic converter. DALI
Surge protection	In-pole surge protection SP10 device supplied. Please refer to WE-EF installation instructions for details. Use suffix +A for Integral surge protection.
Energy efficiency	The product is supplied with 10-year warranty. Please refer to the LED Warranty Statement located on www.we-ef.com for further details.

Additional information

Listings	Listed on the AEMO load table at 55.5 W (24 LED version), at 81.2 W (36 LED version) and at 108.8 W (48 LED version)
Lifetime	Ta=40° L90B10 > 90000h

Options

Light distribution

Colour temperature

Nominal Watt



[S60] asymmetric, side throw



[S70] asymmetric, side throw



[A60] asymmetric, forward throw



[S65] asymmetric, side throw



[R65] rectangular, side throw



[P45L] pedestrian crossing, left-hand traffic



[P45R] pedestrian crossing, right-hand traffic



[P65] pedestrian/bicycle lane



3000K



4000K



2700K

24 W

36 W

42 W

48 W



72 W

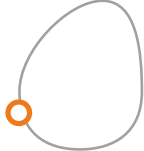


84 W

108 W



126 W

Configurations

Light distribution	Part ID	Light source	Rated lumens	Rated input power	CRI
 <p>[A60] asymmetric, forward throw</p>	108-2382	LED-24/24W/2700K	3041.8 lm	24 W	80
	108-1057	LED-24/24W/3000K	3251.5 lm	24 W	80
	108-0926	LED-24/24W/4000K	3566.2 lm	24 W	80
	108-2383	LED-24/48W/2700K	5352.6 lm	48 W	80
	108-1059	LED-24/48W/3000K	5749.1 lm	48 W	80
	108-0938	LED-24/48W/4000K	6145.6 lm	48 W	80
	108-2384	LED-36/36W/2700K	4562.6 lm	36 W	80
	108-1061	LED-36/36W/3000K	4877.3 lm	36 W	80
	108-0929	LED-36/36W/4000K	5349.3 lm	36 W	80
	108-2385	LED-36/72W/2700K	8029 lm	72 W	80
	108-1063	LED-36/72W/3000K	8623.7 lm	72 W	80
	108-0941	LED-36/72W/4000K	9218.5 lm	72 W	80
	108-2386	LED-36/108W/2700K	12165.7 lm	108 W	80
	108-1865	LED-36/108W/3000K	12759.2 lm	108 W	80
	108-1859	LED-36/108W/4000K	13352.6 lm	108 W	80
	108-2387	LED-42/42W/2700K	5323.1 lm	42 W	80
	108-1065	LED-42/42W/3000K	5690.2 lm	42 W	80
	108-0932	LED-42/42W/4000K	6240.9 lm	42 W	80
	108-1067	LED-42/84W/3000K	10061 lm	84 W	80
	108-0944	LED-42/84W/4000K	10754.9 lm	84 W	80
108-2389	LED-42/126W/2700K	14193.4 lm	126 W	80	
108-2088	LED-42/126W/3000K	14885.7 lm	126 W	80	
108-2089	LED-42/126W/4000K	15578.1 lm	126 W	80	
 <p>[P45L] pedestrian crossing, left-hand traffic</p>	108-2528	LED-36/72W/2700K	8742.3 lm	72 W	80
	108-1983	LED-36/72W/3000K	9389.9 lm	72 W	80
	108-1984	LED-36/72W/4000K	10037.5 lm	72 W	80
	108-2931	LED-36/108W/2700K	13275.4 lm	108 W	80
	108-2932	LED-36/108W/3000K	13923 lm	108 W	80
	108-2933	LED-36/108W/4000K	14570.6 lm	108 W	80
	108-2529	LED-42/84W/2700K	10199.4 lm	84 W	80
	108-1987	LED-42/84W/3000K	10954.9 lm	84 W	80
	108-1988	LED-42/84W/4000K	11710.4 lm	84 W	80
	108-2937	LED-42/126W/2700K	15488 lm	126 W	80
108-2938	LED-42/126W/3000K	16243.5 lm	126 W	80	

Light distribution	Part ID	Light source	Rated lumens	Rated input power	CRI	
 <p>[P45R] pedestrian crossing, right-hand traffic</p>	108-2939	LED-42/126W/4000K	16999 lm	126 W	80	
	108-2390	LED-36/72W/2700K	8742.3 lm	72 W	80	
	108-1985	LED-36/72W/3000K	9389.9 lm	72 W	80	
	108-1986	LED-36/72W/4000K	10037.5 lm	72 W	80	
	108-2934	LED-36/108W/2700K	13275.4 lm	108 W	80	
	108-2935	LED-36/108W/3000K	13923 lm	108 W	80	
	108-2936	LED-36/108W/4000K	14570.6 lm	108 W	80	
	108-2391	LED-42/84W/2700K	10199.4 lm	84 W	80	
	108-1989	LED-42/84W/3000K	10954.9 lm	84 W	80	
	108-1990	LED-42/84W/4000K	11710.4 lm	84 W	80	
	108-2940	LED-42/126W/2700K	15488 lm	126 W	80	
	108-2941	LED-42/126W/3000K	16243.5 lm	126 W	80	
	108-2942	LED-42/126W/4000K	16999 lm	126 W	80	
	 <p>[P65] pedestrian/bicycle lane</p>	108-2115	LED-36/36W/3000K	5124.9 lm	36 W	80
108-2117		LED-36/36W/4000K	5620.9 lm	36 W	80	
108-2116		LED-36/72W/3000K	9367.2 lm	72 W	80	
108-2118		LED-36/72W/4000K	10013.2 lm	72 W	80	
108-1866		LED-36/108W/3000K	14068.5 lm	108 W	80	
108-1860		LED-36/108W/4000K	14722.8 lm	108 W	80	
108-2119		LED-42/42W/3000K	5979.1 lm	42 W	80	
108-2121		LED-42/42W/4000K	6557.7 lm	42 W	80	
108-2120		LED-42/84W/3000K	10928.4 lm	84 W	80	
108-2122		LED-42/84W/4000K	11682.1 lm	84 W	80	
108-2105		LED-42/126W/3000K	16413.2 lm	126 W	80	
108-2106		LED-42/126W/4000K	17176.6 lm	126 W	80	
 <p>[R65] rectangular, side throw</p>		108-2375	LED-24/24W/2700K	3107.8 lm	24 W	80
		108-1069	LED-24/24W/3000K	3322.2 lm	24 W	80
	108-0973	LED-24/24W/4000K	3643.7 lm	24 W	80	
	108-2242	LED-24/48W/2700K	5483.3 lm	48 W	80	
	108-1071	LED-24/48W/3000K	5889.5 lm	48 W	80	
	108-0974	LED-24/48W/4000K	6295.7 lm	48 W	80	
	108-2376	LED-36/36W/2700K	4661.8 lm	36 W	80	
	108-1073	LED-36/36W/3000K	4983.3 lm	36 W	80	
	108-0975	LED-36/36W/4000K	5465.5 lm	36 W	80	
	108-2377	LED-36/72W/2700K	8225 lm	72 W	80	
	108-1075	LED-36/72W/3000K	8834.2 lm	72 W	80	

Light distribution	Part ID	Light source	Rated lumens	Rated input power	CRI
 <p>[S60] asymmetric, side throw</p>	108-0976	LED-36/72W/4000K	9443.5 lm	72 W	80
	108-2378	LED-36/108W/2700K	12442.8 lm	108 W	80
	108-1864	LED-36/108W/3000K	13049.8 lm	108 W	80
	108-1858	LED-36/108W/4000K	13656.7 lm	108 W	80
	108-2379	LED-42/42W/2700K	5438.7 lm	42 W	80
	108-1077	LED-42/42W/3000K	5813.8 lm	42 W	80
	108-0977	LED-42/42W/4000K	6376.4 lm	42 W	80
	108-2380	LED-42/84W/2700K	9595.8 lm	84 W	80
	108-1079	LED-42/84W/3000K	10306.6 lm	84 W	80
	108-0978	LED-42/84W/4000K	11017.4 lm	84 W	80
	108-2381	LED-42/126W/2700K	14516.6 lm	126 W	80
	108-2090	LED-42/126W/3000K	15224.7 lm	126 W	80
	108-2091	LED-42/126W/4000K	15932.8 lm	126 W	80
	108-2350	LED-24/24W/2700K	3266.5 lm	24 W	80
	108-0842	LED-24/24W/3000K	3491.8 lm	24 W	80
	108-0875	LED-24/24W/4000K	3829.7 lm	24 W	80
	108-2351	LED-24/48W/2700K	5836.4 lm	48 W	80
	108-0902	LED-24/48W/3000K	6268.7 lm	48 W	80
	108-0901	LED-24/48W/4000K	6701 lm	48 W	80
	108-2352	LED-36/36W/2700K	4899.8 lm	36 W	80
	108-0846	LED-36/36W/3000K	5237.7 lm	36 W	80
	108-0877	LED-36/36W/4000K	5744.6 lm	36 W	80
	108-2353	LED-36/72W/2700K	8754.6 lm	72 W	80
	108-0908	LED-36/72W/3000K	9403.1 lm	72 W	80
	108-0907	LED-36/72W/4000K	10051.6 lm	72 W	80
	108-2354	LED-36/108W/2700K	13158.5 lm	108 W	80
	108-1863	LED-36/108W/3000K	13800.4 lm	108 W	80
	108-1857	LED-36/108W/4000K	14442.3 lm	108 W	80
	108-2355	LED-42/42W/2700K	5716.4 lm	42 W	80
	108-0850	LED-42/42W/3000K	6110.7 lm	42 W	80
	108-0879	LED-42/42W/4000K	6702 lm	42 W	80
	108-2356	LED-42/84W/2700K	10213.7 lm	84 W	80
	108-0914	LED-42/84W/3000K	10970.2 lm	84 W	80
	108-0913	LED-42/84W/4000K	11726.8 lm	84 W	80
	108-2357	LED-42/126W/2700K	15351.6 lm	126 W	80
	108-2092	LED-42/126W/3000K	16100.5 lm	126 W	80

Light distribution	Part ID	Light source	Rated lumens	Rated input power	CRI	
 [S65] asymmetric, side throw	108-2093	LED-42/126W/4000K	16849.3 lm	126 W	80	
	108-2358	LED-24/24W/2700K	3272.1 lm	24 W	80	
	108-1081	LED-24/24W/3000K	3497.7 lm	24 W	80	
	108-0967	LED-24/24W/4000K	3836.2 lm	24 W	80	
	108-2359	LED-24/48W/2700K	5891 lm	48 W	80	
	108-1083	LED-24/48W/3000K	6327.3 lm	48 W	80	
	108-0968	LED-24/48W/4000K	6763.7 lm	48 W	80	
	108-2360	LED-36/36W/2700K	4908.1 lm	36 W	80	
	108-1085	LED-36/36W/3000K	5246.6 lm	36 W	80	
	108-0969	LED-36/36W/4000K	5754.4 lm	36 W	80	
	108-2361	LED-36/72W/2700K	8836.5 lm	72 W	80	
	108-1087	LED-36/72W/3000K	9491 lm	72 W	80	
	108-0970	LED-36/72W/4000K	10145.6 lm	72 W	80	
	108-2362	LED-36/108W/2700K	13416.1 lm	108 W	80	
	108-1862	LED-36/108W/3000K	14070.5 lm	108 W	80	
	108-1856	LED-36/108W/4000K	14725 lm	108 W	80	
	108-2363	LED-42/42W/2700K	5726.1 lm	42 W	80	
	108-1089	LED-42/42W/3000K	6121.1 lm	42 W	80	
	108-0971	LED-42/42W/4000K	6713.4 lm	42 W	80	
	108-2364	LED-42/84W/2700K	10309.2 lm	84 W	80	
	108-1091	LED-42/84W/3000K	11072.8 lm	84 W	80	
	108-0972	LED-42/84W/4000K	11836.5 lm	84 W	80	
	108-2365	LED-42/126W/2700K	15652.1 lm	126 W	80	
	108-2094	LED-42/126W/3000K	16415.6 lm	126 W	80	
	108-2095	LED-42/126W/4000K	17179.1 lm	126 W	80	
	 [S70] asymmetric, side throw	108-2367	LED-24/24W/2700K	3202.2 lm	24 W	80
		108-0854	LED-24/24W/3000K	3423 lm	24 W	80
108-0881		LED-24/24W/4000K	3754.3 lm	24 W	80	
108-2368		LED-24/48W/2700K	5736 lm	48 W	80	
108-0905		LED-24/48W/3000K	6160.9 lm	48 W	80	
108-0904		LED-24/48W/4000K	6585.8 lm	48 W	80	
108-2369		LED-36/36W/2700K	4803.2 lm	36 W	80	
108-0858		LED-36/36W/3000K	5134.5 lm	36 W	80	
108-0883		LED-36/36W/4000K	5631.4 lm	36 W	80	
108-2370		LED-36/72W/2700K	8604 lm	72 W	80	
108-0911		LED-36/72W/3000K	9241.3 lm	72 W	80	

Light distribution	Part ID	Light source	Rated lumens	Rated input power	CRI
	108-0910	LED-36/72W/4000K	9878.6 lm	72 W	80
	108-2371	LED-36/108W/2700K	12953.5 lm	108 W	80
	108-1861	LED-36/108W/3000K	13585.4 lm	108 W	80
	108-1923	LED-36/108W/4000K	14217.3 lm	108 W	80
	108-2372	LED-42/42W/2700K	5603.8 lm	42 W	80
	108-0862	LED-42/42W/3000K	5990.2 lm	42 W	80
	108-0885	LED-42/42W/4000K	6569.9 lm	42 W	80
	108-2373	LED-42/84W/2700K	10038 lm	84 W	80
	108-0917	LED-42/84W/3000K	10781.5 lm	84 W	80
	108-0916	LED-42/84W/4000K	11525.1 lm	84 W	80
	108-2374	LED-42/126W/2700K	15112.4 lm	126 W	80
	108-2096	LED-42/126W/3000K	15849.6 lm	126 W	80
	108-2097	LED-42/126W/4000K	16586.8 lm	126 W	80