

Description

IP66, Class I. IK08. Marine-grade, die-cast aluminium alloy. 5CE superior corrosion protection including PCS hardware. RFC™ Reflection Free Contour main lens. Silicone CCG® Controlled Compression Gasket. Luminaire is factory-sealed and does not need to be opened during installation.

Integral electronic converter with DALI interface. Advanced thermal management protects LEDs while optimising lumens output. Removable LED boards for upgrading. CAD-optimised optics for superior illumination and glare control. OLC® One LED Concept. Variant with 2200 K or as 'Wild-Light' 2200 K combined with 3000 K with Eco Step Dim® Advanced or Motion available on request, must be specified at time of ordering.

Contact WE-EF direct or your local WE-EF sales representative for an individual solution designed to precisely meet your needs.

Including 0.5 m cable with a cable connector.

Maximum spacing for streetlighting applications depends on wattage and light distribution: 5.5 to 9 times the mounting height.

Wild-Light options available on request.

Specifications

Material description

Body	Marine-grade, die-cast aluminium alloy			
Lens	RFC™ Reflection Free Contour main lens			
Colours	RAL9004	RAL9016	RAL7016	RAL9007
	Signal black	Traffic white	Anthracite grey	Grey aluminium
Gasket	Silicone CCG® Controlled Compression Gasket			
Fasteners	PCS Polymer Coated Stainless Steel Hardware			
Ingress protection	IP66			
Impact resistance	IK08			
Corrosion resistance	5CE			

Electrical description

Power supply	220-240V / 50-60 Hz
Driver / Ballast	Integral electronic converter with DALI interface
Surge protection	6/6 kV (optional SP10)
Energy efficiency	C-D (Light source)

Additional information

Lifetime	Ta=25° L90B10 > 90000h
----------	------------------------

Options

Light distribution

Colour temperature

Nominal Watt



[S60] asymmetric, side throw



[S70] asymmetric, side throw



[A60] asymmetric, forward throw



[S65] asymmetric, side throw



[R65] rectangular, side throw



[P45L] pedestrian crossing, left-hand traffic



[P45R] pedestrian crossing, right-hand traffic



[P65] pedestrian/bicycle lane



3000K



4000K



2700K

36 W

42 W



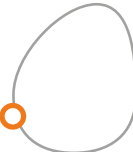

72 W

84 W

108 W

126 W



Configurations


Light distribution	Part ID	Light source	Rated lumens	Rated input power	CRI
 <p>[A60] asymmetric, forward throw</p>	108-2384	LED-36/36W/2700K	4562.6 lm	36 W	80
	108-1061	LED-36/36W/3000K	4877.3 lm	36 W	80
	108-0929	LED-36/36W/4000K	5349.3 lm	36 W	80
	108-2385	LED-36/72W/2700K	8029 lm	72 W	80
	108-1063	LED-36/72W/3000K	8623.7 lm	72 W	80
	108-0941	LED-36/72W/4000K	9218.5 lm	72 W	80
	108-2386	LED-36/108W/2700K	12165.7 lm	108 W	80
	108-1865	LED-36/108W/3000K	12759.2 lm	108 W	80
	108-1859	LED-36/108W/4000K	13352.6 lm	108 W	80
	108-2387	LED-42/42W/2700K	5323.1 lm	42 W	80
	108-1065	LED-42/42W/3000K	5690.2 lm	42 W	80
	108-0932	LED-42/42W/4000K	6240.9 lm	42 W	80
	108-2388	LED-42/84W/2700K	9367.1 lm	84 W	80
	108-1067	LED-42/84W/3000K	10061 lm	84 W	80
	108-0944	LED-42/84W/4000K	10754.9 lm	84 W	80
	108-2389	LED-42/126W/2700K	14193.4 lm	126 W	80
108-2088	LED-42/126W/3000K	14885.7 lm	126 W	80	
108-2089	LED-42/126W/4000K	15578.1 lm	126 W	80	
 <p>[P45L] pedestrian crossing, left-hand traffic</p>	108-2528	LED-36/72W/2700K	8742.3 lm	72 W	80
	108-1983	LED-36/72W/3000K	9389.9 lm	72 W	80
	108-1984	LED-36/72W/4000K	10037.5 lm	72 W	80
	108-2529	LED-42/84W/2700K	10199.4 lm	84 W	80
	108-1987	LED-42/84W/3000K	10954.9 lm	84 W	80
	108-1988	LED-42/84W/4000K	11710.4 lm	84 W	80
 <p>[P45R] pedestrian crossing, right-hand traffic</p>	108-2390	LED-36/72W/2700K	8742.3 lm	72 W	80
	108-1985	LED-36/72W/3000K	9389.9 lm	72 W	80
	108-1986	LED-36/72W/4000K	10037.5 lm	72 W	80
	108-2391	LED-42/84W/2700K	10199.4 lm	84 W	80
	108-1989	LED-42/84W/3000K	10954.9 lm	84 W	80
	108-1990	LED-42/84W/4000K	11710.4 lm	84 W	80
	108-2115	LED-36/36W/3000K	5124.9 lm	36 W	80
	108-2115-70	LED-36/36W/3000K	5951.5 lm	36 W	70
	108-2117	LED-36/36W/4000K	5620.9 lm	36 W	80
	108-2117-70	LED-36/36W/4000K	6282.2 lm	36 W	70

Light distribution	Part ID	Light source	Rated lumens	Rated input power	CRI	
[P65] pedestrian/bicycle lane	108-2116	LED-36/72W/3000K	9367.2 lm	72 W	80	
	108-2116-70	LED-36/72W/3000K	10659.2 lm	72 W	70	
	108-2118	LED-36/72W/4000K	10013.2 lm	72 W	80	
	108-2118-70	LED-36/72W/4000K	11305.2 lm	72 W	70	
	108-1866	LED-36/108W/3000K	14068.5 lm	108 W	80	
	108-1866-70	LED-36/108W/3000K	16031.5 lm	108 W	70	
	108-1860	LED-36/108W/4000K	14722.8 lm	108 W	80	
	108-1860-70	LED-36/108W/4000K	16685.9 lm	108 W	70	
	108-2119	LED-42/42W/3000K	5979.1 lm	42 W	80	
	108-2119-70	LED-42/42W/3000K	6943.4 lm	42 W	70	
	108-2121	LED-42/42W/4000K	6557.7 lm	42 W	80	
	108-2121-70	LED-42/42W/4000K	7329.2 lm	42 W	70	
	108-2120	LED-42/84W/3000K	10928.4 lm	84 W	80	
	108-2120-70	LED-42/84W/3000K	12435.7 lm	84 W	70	
	108-2122	LED-42/84W/4000K	11682.1 lm	84 W	80	
	108-2122-70	LED-42/84W/4000K	13189.4 lm	84 W	70	
	108-2105	LED-42/126W/3000K	16413.2 lm	126 W	80	
	108-2105-70	LED-42/126W/3000K	18703.4 lm	126 W	70	
	108-2106	LED-42/126W/4000K	17176.6 lm	126 W	80	
	108-2106-70	LED-42/126W/4000K	19466.9 lm	126 W	70	
	[R65] rectangular, side throw	108-2376	LED-36/36W/2700K	4661.8 lm	36 W	80
		108-1073	LED-36/36W/3000K	4983.3 lm	36 W	80
		108-0975	LED-36/36W/4000K	5465.5 lm	36 W	80
		108-2377	LED-36/72W/2700K	8225 lm	72 W	80
		108-1075	LED-36/72W/3000K	8834.2 lm	72 W	80
		108-0976	LED-36/72W/4000K	9443.5 lm	72 W	80
108-2378		LED-36/108W/2700K	12442.8 lm	108 W	80	
108-1864		LED-36/108W/3000K	13049.8 lm	108 W	80	
108-1858		LED-36/108W/4000K	13656.7 lm	108 W	80	
108-2379		LED-42/42W/2700K	5438.7 lm	42 W	80	
108-1077		LED-42/42W/3000K	5813.8 lm	42 W	80	
108-0977		LED-42/42W/4000K	6376.4 lm	42 W	80	
108-2380		LED-42/84W/2700K	9595.8 lm	84 W	80	
108-1079		LED-42/84W/3000K	10306.6 lm	84 W	80	
108-0978		LED-42/84W/4000K	11017.4 lm	84 W	80	
108-2381	LED-42/126W/2700K	14516.6 lm	126 W	80		



[R65] rectangular, side throw

Light distribution	Part ID	Light source	Rated lumens	Rated input power	CRI
 <p>[S60] asymmetric, side throw</p>	108-2090	LED-42/126W/3000K	15224.7 lm	126 W	80
	108-2091	LED-42/126W/4000K	15932.8 lm	126 W	80
	108-2352	LED-36/36W/2700K	4899.8 lm	36 W	80
	108-0846	LED-36/36W/3000K	5237.7 lm	36 W	80
	108-0877	LED-36/36W/4000K	5744.6 lm	36 W	80
	108-2353	LED-36/72W/2700K	8754.6 lm	72 W	80
	108-0908	LED-36/72W/3000K	9403.1 lm	72 W	80
	108-0907	LED-36/72W/4000K	10051.6 lm	72 W	80
	108-2354	LED-36/108W/2700K	13158.5 lm	108 W	80
	108-1863	LED-36/108W/3000K	13800.4 lm	108 W	80
	108-1857	LED-36/108W/4000K	14442.3 lm	108 W	80
	108-2355	LED-42/42W/2700K	5716.4 lm	42 W	80
	108-0850	LED-42/42W/3000K	6110.7 lm	42 W	80
	108-0879	LED-42/42W/4000K	6702 lm	42 W	80
	108-2356	LED-42/84W/2700K	10213.7 lm	84 W	80
	108-0914	LED-42/84W/3000K	10970.2 lm	84 W	80
	108-0913	LED-42/84W/4000K	11726.8 lm	84 W	80
	108-2357	LED-42/126W/2700K	15351.6 lm	126 W	80
	108-2092	LED-42/126W/3000K	16100.5 lm	126 W	80
108-2093	LED-42/126W/4000K	16849.3 lm	126 W	80	
 <p>[S65] asymmetric, side throw</p>	108-2360	LED-36/36W/2700K	4908.1 lm	36 W	80
	108-1085	LED-36/36W/3000K	5246.6 lm	36 W	80
	108-0969	LED-36/36W/4000K	5754.4 lm	36 W	80
	108-2361	LED-36/72W/2700K	8836.5 lm	72 W	80
	108-1087	LED-36/72W/3000K	9491 lm	72 W	80
	108-0970	LED-36/72W/4000K	10145.6 lm	72 W	80
	108-2362	LED-36/108W/2700K	13416.1 lm	108 W	80
	108-1862	LED-36/108W/3000K	14070.5 lm	108 W	80
	108-1856	LED-36/108W/4000K	14725 lm	108 W	80
	108-2363	LED-42/42W/2700K	5726.1 lm	42 W	80
	108-1089	LED-42/42W/3000K	6121.1 lm	42 W	80
	108-0971	LED-42/42W/4000K	6713.4 lm	42 W	80
	108-2364	LED-42/84W/2700K	10309.2 lm	84 W	80
	108-1091	LED-42/84W/3000K	11072.8 lm	84 W	80
	108-0972	LED-42/84W/4000K	11836.5 lm	84 W	80
	108-2365	LED-42/126W/2700K	15652.1 lm	126 W	80

Light distribution	Part ID	Light source	Rated lumens	Rated input power	CRI
 <p>[S70] asymmetric, side throw</p>	108-2094	LED-42/126W/3000K	16415.6 lm	126 W	80
	108-2095	LED-42/126W/4000K	17179.1 lm	126 W	80
	108-2369	LED-36/36W/2700K	4803.2 lm	36 W	80
	108-0858	LED-36/36W/3000K	5134.5 lm	36 W	80
	108-0883	LED-36/36W/4000K	5631.4 lm	36 W	80
	108-2370	LED-36/72W/2700K	8604 lm	72 W	80
	108-0911	LED-36/72W/3000K	9241.3 lm	72 W	80
	108-0910	LED-36/72W/4000K	9878.6 lm	72 W	80
	108-2371	LED-36/108W/2700K	12953.5 lm	108 W	80
	108-1861	LED-36/108W/3000K	13585.4 lm	108 W	80
	108-1923	LED-36/108W/4000K	14217.3 lm	108 W	80
	108-2372	LED-42/42W/2700K	5603.8 lm	42 W	80
	108-0862	LED-42/42W/3000K	5990.2 lm	42 W	80
	108-0885	LED-42/42W/4000K	6569.9 lm	42 W	80
	108-2373	LED-42/84W/2700K	10038 lm	84 W	80
	108-0917	LED-42/84W/3000K	10781.5 lm	84 W	80
	108-0916	LED-42/84W/4000K	11525.1 lm	84 W	80
	108-2374	LED-42/126W/2700K	15112.4 lm	126 W	80
	108-2096	LED-42/126W/3000K	15849.6 lm	126 W	80
	108-2097	LED-42/126W/4000K	16586.8 lm	126 W	80