

Description

IP67, Class I. IK09. Marine-grade, all aluminium construction. 5CE superior corrosion protection + primer including PCS hardware. Silicone rubber gasket. PMMA main lens. Linear PMMA LED lens. 1.2 m connecting cable, UV stabilized, PVC free. Luminaire is factory-sealed and does not need to be opened during installation, and can be tilted up to 180°.

Separate LED driver with DALI interface.

Specifications

Material description

| | | | |
|----------------------|---------------------------------------------------------|-----------------------------------|----------------------------------|
| Body | Marine-grade, all-aluminium construction | | |
| Lens | PMMA | | |
| Colours | RAL9004 Signal black | RAL9006 White aluminium | RAL9007 Grey aluminium |
| Gasket | Silicone rubber gasket | | |
| Fasteners | PCS Polymer Coated Stainless Steel Hardware (unpainted) | | |
| Ingress protection | IP67 | | |
| Impact resistance | IK09 | | |
| Corrosion resistance | 5CE+Primer | | |

Electrical description

| | |
|-------------------|----------------------------------------------------------------------------------------------------------------------------------------------------------------------------|
| Power supply | 230V / 50 Hz |
| Driver / Ballast | Separate LED driver with DALI Interface |
| Energy efficiency | The product is supplied with 10-year warranty. Please refer to the LED Warranty Statement located on www.we-ef.com for further details. |

Additional information

| | |
|----------|------------------------|
| Lifetime | Ta=40° L90B10 > 90000h |
|----------|------------------------|

Options

Light distribution

Colour temperature

Nominal Watt



[LM] symmetric linear, medium beam



3000K

10 W



[LE] symmetric linear, narrow beam



4000K



[LEE] symmetric linear, very narrow beam



2700K



[LB] symmetric linear, wide beam



[LA10] asymmetric linear, wallwash



[LB/IW] symmetric linear, wide beam



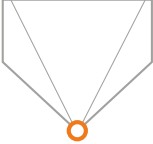






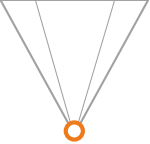
[LM/IW] symmetric linear, medium beam



[LE/IW] symmetric linear, narrow beam

Configurations

| Light distribution | Part ID | Light source | Rated lumens | Rated input power | CRI |
|-------------------------------------------------------------------------------------|----------|------------------|--------------|-------------------|-----|
|  | 187-0459 | LED-16/10W/2700K | 1024.9 lm | 10 W | 80 |
| [LA10] asymmetric linear, wallwash | | | | | |
|  | 187-0531 | LED-16/10W/2700K | 957.9 lm | 10 W | 80 |
| | 187-0023 | LED-16/10W/3000K | 957.9 lm | 10 W | 80 |
| | 187-0034 | LED-16/10W/4000K | 957.9 lm | 10 W | 80 |
| [LB] symmetric linear, wide beam | | | | | |
|  | 187-0576 | LED-16/10W/2700K | 425.8 lm | 10 W | 80 |
| | 187-0476 | LED-16/10W/3000K | 425.8 lm | 10 W | 80 |
| | 187-0477 | LED-16/10W/4000K | 425.8 lm | 10 W | 80 |
| [LB/IW] symmetric linear, wide beam | | | | | |
|  | 187-0532 | LED-16/10W/2700K | 1050.6 lm | 10 W | 80 |
| | 187-0005 | LED-16/10W/3000K | 1050.6 lm | 10 W | 80 |
| | 187-0032 | LED-16/10W/4000K | 1050.6 lm | 10 W | 80 |
| [LE] symmetric linear, narrow beam | | | | | |
|  | 187-0578 | LED-16/10W/2700K | 556.8 lm | 10 W | 80 |
| | 187-0480 | LED-16/10W/3000K | 556.8 lm | 10 W | 80 |
| | 187-0481 | LED-16/10W/4000K | 556.8 lm | 10 W | 80 |
| [LE/IW] symmetric linear, narrow beam | | | | | |
|  | 187-0533 | LED-16/10W/2700K | 1203 lm | 10 W | 80 |
| | 187-0009 | LED-16/10W/3000K | 1203 lm | 10 W | 80 |
| | 187-0033 | LED-16/10W/4000K | 1203 lm | 10 W | 80 |
| [LEE] symmetric linear, very narrow beam | | | | | |
|  | 187-0001 | LED-16/10W/3000K | 1070.2 lm | 10 W | 80 |
| | 187-0031 | LED-16/10W/4000K | 1070.2 lm | 10 W | 80 |
| [LM] symmetric linear, medium beam | | | | | |
| | 187-0577 | LED-16/10W/2700K | 534.4 lm | 10 W | 80 |

| Light distribution | Part ID | Light source | Rated lumens | Rated input power | CRI |
|----------------------------------------------------------------------------------|----------|------------------|--------------|-------------------|-----|
|  | 187-0478 | LED-16/10W/3000K | 534.4 lm | 10 W | 80 |
| | 187-0479 | LED-16/10W/4000K | 534.4 lm | 10 W | 80 |

[LM/IW] symmetric linear, medium beam