

Description

IP67. Class I. IK09. Marine-grade, all aluminum construction. 5CE superior corrosion protection including PCS hardware. Silicone CCG® Controlled Compression Gasket. Linear PMMA LED lens, PMMA cover. 4 ft connecting cable, UV stabilized, PVC free. Separate LED driver. 0-10V Dimming comes standard with luminaire. Luminaire is factory-sealed and does not need to be opened during installation and can be tilted up to 180°.

Specify product with 7 Digit product code - Finish Color. Accessories, such as mounting, optical, and electrical, must be specified separately.

Example: XXX-XXXX-9004 (Black)
+ XXX-XXXX (Accessory 1)

Specifications

Material description

Body	Marine-grade, all-aluminium construction			
Lens	PMMA			
Colors	RAL9004	RAL9016	RAL8019	RAL9007
	Signal black	Traffic white	Grey brown	Grey aluminium
Gasket	Silicone rubber gasket			
Fasteners	PCS Polymer Coated Stainless Steel Hardware			
Ingress protection	IP67			
Impact resistance	IK09			
Corrosion resistance	5CE Corrosion protection system			

Electrical description

Power supply	Integral [ECG] electronic driver 120V-277V. 0-10V dimmable, to be specified with order.
Driver / Ballast	Separate LED driver with 0-10V Interface
Energy efficiency	D (Light source)

Additional information

Listings	ETL, UL-1598, CSA-C22.2#250.0. Suitable for Wet Locations. Meets ANSI C136.31 - 3G Vibration Rating for Bridge and Overpass Applications.
Lifetime	Ta=25°/40° L90B10 > 90000h

Options

Light distribution

Color temperature

Nominal Watt



[LM] symmetric linear, medium beam



3000K

10 W



[LN] symmetric linear, narrow beam



4000K



[LVN] symmetric linear, very narrow beam



2700K



[LW] symmetric linear, wide beam



[LB] symmetric linear, wide beam



[LA10] asymmetric linear, wallwash



[LE] symmetric linear, narrow beam



[LEE] symmetric linear, very narrow beam



[LB/IW] symmetric linear, wide beam


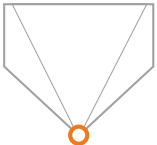
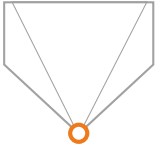





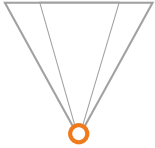
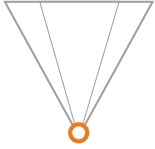


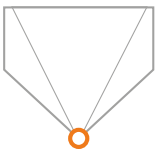
[LM/IW] symmetric linear, medium beam



[LE/IW] symmetric linear, narrow beam

Configurations

Light distribution	Part ID	Light source	Delivered lumens	Rated input power	CRI
	187-0459	LED-16/10W/2700K	1024.9 lm	10 W	80
[LA10] asymmetric linear, wallwash					
	187-0531	LED-16/10W/2700K	957.9 lm	10 W	80
[LB] symmetric linear, wide beam					
	187-0576	LED-16/10W/2700K	425.8 lm	10 W	80
	187-0476	LED-16/10W/3000K	425.8 lm	10 W	80
	187-0477	LED-16/10W/4000K	425.8 lm	10 W	80
[LB/IW] symmetric linear, wide beam					
	187-0532	LED-16/10W/2700K	1050.6 lm	10 W	80
[LE] symmetric linear, narrow beam					
	187-0578	LED-16/10W/2700K	556.8 lm	10 W	80
	187-0480	LED-16/10W/3000K	556.8 lm	10 W	80
	187-0481	LED-16/10W/4000K	556.8 lm	10 W	80
[LE/IW] symmetric linear, narrow beam					
	187-0533	LED-16/10W/2700K	1203 lm	10 W	80
[LEE] symmetric linear, very narrow beam					
	187-0001_us	LED-16/10W/3000K	1070.2 lm	10 W	80

Light distribution	Part ID	Light source	Delivered lumens	Rated input power	CRI
	187-0031_us	LED-16/10W/4000K	1070.2 lm	10 W	80
[LM] symmetric linear, medium beam	187-0577	LED-16/10W/2700K	534.4 lm	10 W	80
	187-0478	LED-16/10W/3000K	534.4 lm	10 W	80
[LM/IW] symmetric linear, medium beam	187-0479	LED-16/10W/4000K	534.4 lm	10 W	80
	187-0005_us	LED-16/10W/3000K	1050.6 lm	10 W	80
[LN] symmetric linear, narrow beam	187-0032_us	LED-16/10W/4000K	1050.6 lm	10 W	80
	187-0009_us	LED-16/10W/3000K	1203 lm	10 W	80
[LVN] symmetric linear, very narrow beam	187-0033_us	LED-16/10W/4000K	1203 lm	10 W	80
	187-0023_us	LED-16/10W/3000K	957.9 lm	10 W	80
[LW] symmetric linear, wide beam	187-0034_us	LED-16/10W/4000K	957.9 lm	10 W	80