

Description

IP66/IP67. IK09. Marine-grade, all-aluminium construction. 5CE superior corrosion protection including PCS hardware. PMMA lens. Silicone rubber gaskets. 1.2 m of flexible PVC-free cable. Luminaire is factory-sealed and does not need to be opened during installation.

Integral EC electronic converter in thermally-separated compartment. Advanced thermal management protects LEDs while optimising lumens output. Removable LED boards for upgrading. DALI interface. Optional 2200 K version available. To be specified at time of ordering.

Specifications

Material description

Body	Marine-grade, all-aluminium construction			
Lens	PMMA lens			
Colours	RAL9004 Signal black	RAL9016 Traffic white	RAL7016 Anthracite grey	RAL9007 Grey aluminium
Gasket	Silicone rubber gaskets			
Fasteners	PCS hardware			
Ingress protection	IP67			
Impact resistance	IK09			
Corrosion resistance	5CE			

Electrical description

Power supply	220-240V / 50-60 Hz
Driver / Ballast	Integral electronic DALI converter in thermally-separated compartment
Energy efficiency	D (Light source)

Additional information

Lifetime	Ta=25° L90B10 > 90000h
----------	------------------------

Options

Light distribution

Colour temperature

Nominal Watt



[LM] symmetric linear, medium beam



3000K

20 W



[LE] symmetric linear, narrow beam



4000K



[LEE] symmetric linear, very narrow beam



2700K



[LB] symmetric linear, wide beam



[LB/IW] symmetric linear, wide beam


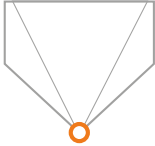



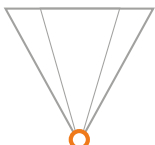
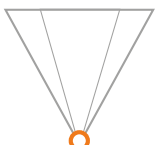


[LM/IW] symmetric linear, medium beam



[LE/IW] symmetric linear, narrow beam

Configurations

Light distribution	Part ID	Light source	Rated lumens	Rated input power	CRI
	187-0534	LED-32/20W/2700K	1915.7 lm	20 W	80
	187-0024	LED-32/20W/3000K	1915.7 lm	20 W	80
	187-0038	LED-32/20W/4000K	1915.7 lm	20 W	80
[LB] symmetric linear, wide beam					
	187-0581	LED-32/20W/2700K	851.5 lm	20 W	80
	187-0486	LED-32/20W/3000K	851.5 lm	20 W	80
	187-0487	LED-32/20W/4000K	851.5 lm	20 W	80
[LB/IW] symmetric linear, wide beam					
	187-0535	LED-32/20W/2700K	2101.3 lm	20 W	80
	187-0006	LED-32/20W/3000K	2101.3 lm	20 W	80
	187-0036	LED-32/20W/4000K	2101.3 lm	20 W	80
[LE] symmetric linear, narrow beam					
	187-0583	LED-32/20W/2700K	1113.7 lm	20 W	80
	187-0490	LED-32/20W/3000K	1113.7 lm	20 W	80
	187-0491	LED-32/20W/4000K	1113.7 lm	20 W	80
[LE/IW] symmetric linear, narrow beam					
	187-0536	LED-32/20W/2700K	2405.9 lm	20 W	80
	187-0010	LED-32/20W/3000K	2405.9 lm	20 W	80
	187-0037	LED-32/20W/4000K	2405.9 lm	20 W	80
[LEE] symmetric linear, very narrow beam					
	187-0460	LED-32/20W/2700K	2140.4 lm	20 W	80
	187-0002	LED-32/20W/3000K	2140.4 lm	20 W	80
	187-0035	LED-32/20W/4000K	2140.4 lm	20 W	80
[LM] symmetric linear, medium beam					
	187-0582	LED-32/20W/2700K	1068.8 lm	20 W	80
	187-0488	LED-32/20W/3000K	1068.8 lm	20 W	80
	187-0489	LED-32/20W/4000K	1068.8 lm	20 W	80
[LM/IW] symmetric linear, medium beam					