

Description

IP67, Class I. IK09. Marine-grade, all aluminium construction. 5CE superior corrosion protection including PCS hardware. Silicone rubber gasket. PMMA main lens. Linear PMMA LED lens. 1.2 m connecting cable, UV stabilized, PVC free. Luminaire is factory sealed and does not need to be opened during installation and can be tilted up to 180°. Integral LED driver with DALI interface. Optional 2200 K version available. To be specified at time of ordering.

Separate LED driver on request.

Specifications

Material description

Body	Marine-grade, all-aluminium construction																
Lens	PMMA																
Colours	<table><tr><td>RAL9004</td><td>RAL9006</td><td>RAL9016</td><td>RAL7016</td></tr><tr><td>Signal black</td><td>White aluminium</td><td>Traffic white</td><td>Anthracite grey</td></tr><tr><td>RAL9007</td><td></td><td></td><td></td></tr><tr><td>Grey aluminium</td><td></td><td></td><td></td></tr></table>	RAL9004	RAL9006	RAL9016	RAL7016	Signal black	White aluminium	Traffic white	Anthracite grey	RAL9007				Grey aluminium			
RAL9004	RAL9006	RAL9016	RAL7016														
Signal black	White aluminium	Traffic white	Anthracite grey														
RAL9007																	
Grey aluminium																	
Gasket	Silicone rubber gasket																
Fasteners	PCS Polymer Coated Stainless Steel Hardware																
Ingress protection	IP67																
Impact resistance	IK09																
Corrosion resistance	5CE																











Electrical description

Power supply	220-240V / 50-60 Hz
Driver / Ballast	Integral LED driver with DALI Interface
Energy efficiency	D (Light source)








Additional information

Lifetime	Ta=25° L90B10 > 90000h
----------	------------------------

Options

Light distribution	Colour temperature	Nominal Watt
 [LM]	 3000K	20 W
 [LE]	 4000K	
 [LEE]	 2700K	
 [LB]		
 [LB/IW]		
 [LM/IW]		
 [LE/IW]		

Configurations

Light distribution	Part ID	Light source	Rated lumens	Rated input power	CRI
	187-0534	LED-32/20W/2700K	1915.7 lm	20 W	80
	187-0024	LED-32/20W/3000K	1915.7 lm	20 W	80
	187-0038	LED-32/20W/4000K	1915.7 lm	20 W	80
[LB]					
	187-0581	LED-32/20W/2700K	851.5 lm	20 W	80
	187-0486	LED-32/20W/3000K	851.5 lm	20 W	80
	187-0487	LED-32/20W/4000K	851.5 lm	20 W	80
[LB/IW]					
	187-0535	LED-32/20W/2700K	2101.3 lm	20 W	80
	187-0006	LED-32/20W/3000K	2101.3 lm	20 W	80
	187-0036	LED-32/20W/4000K	2101.3 lm	20 W	80
[LE]					
	187-0583	LED-32/20W/2700K	1113.7 lm	20 W	80
	187-0490	LED-32/20W/3000K	1113.7 lm	20 W	80
	187-0491	LED-32/20W/4000K	1113.7 lm	20 W	80
[LE/IW]					
	187-0536	LED-32/20W/2700K	2405.9 lm	20 W	80
	187-0010	LED-32/20W/3000K	2405.9 lm	20 W	80
	187-0037	LED-32/20W/4000K	2405.9 lm	20 W	80
[LEE]					
	187-0460	LED-32/20W/2700K	2140.4 lm	20 W	80
	187-0002	LED-32/20W/3000K	2140.4 lm	20 W	80
	187-0035	LED-32/20W/4000K	2140.4 lm	20 W	80
[LM]					
	187-0582	LED-32/20W/2700K	1068.8 lm	20 W	80
	187-0488	LED-32/20W/3000K	1068.8 lm	20 W	80
	187-0489	LED-32/20W/4000K	1068.8 lm	20 W	80
[LM/IW]					