

**Description**

IP67, Class I. IK09. Marine-grade, all aluminium construction. 5CE superior corrosion protection + primer including PCS hardware. PMMA cover. Silicone rubber gasket. Linear PMMA LED lens. 1.2 m connecting cable, UV stabilized, PVC free. Luminaire is factory sealed and does not need to be opened during installation and can be tilted up to 180°. Integral LED driver with DALI interface.

Separate LED driver on request.

## Specifications

### Material description

Body	Marine-grade, all-aluminium construction		
Lens	PMMA		
Colours	<b>RAL9004</b> Signal black	<b>RAL9006</b> White aluminium	<b>RAL9007</b> Grey aluminium
Gasket	Silicone rubber gasket		
Fasteners	PCS Polymer Coated Stainless Steel Hardware (unpainted)		
Ingress protection	IP67		
Impact resistance	IK09		
Corrosion resistance	5CE+Primer		








### Electrical description

Power supply	230V / 50 Hz
Driver / Ballast	Integral LED driver with DALI Interface
Energy efficiency	The product is supplied with 10-year warranty. Please refer to the LED Warranty Statement located on <a href="http://www.we-ef.com">www.we-ef.com</a> for further details.




### Additional information

Lifetime	Ta=40° L90B10 > 90000h
----------	------------------------

**Options****Light distribution**

	[LM] symmetric linear, medium beam
	[LE] symmetric linear, narrow beam
	[LEE] symmetric linear, very narrow beam
	[LB] symmetric linear, wide beam
	[LB/IW] symmetric linear, wide beam
	[LM/IW] symmetric linear, medium beam
	[LE/IW] symmetric linear, narrow beam


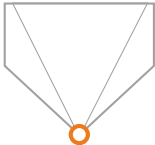



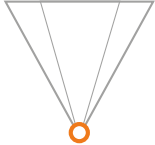
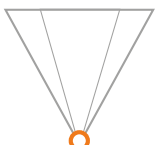
**Colour temperature**

	3000K
	4000K
	2700K

**Nominal Watt**

30 W

## Configurations

Light distribution	Part ID	Light source	Rated lumens	Rated input power	CRI
	187-0537	LED-48/30W/2700K	2873.6 lm	30 W	80
	187-0025	LED-48/30W/3000K	2873.6 lm	30 W	80
	187-0042	LED-48/30W/4000K	2873.6 lm	30 W	80
[LB] symmetric linear, wide beam					
	187-0586	LED-48/30W/2700K	1277.3 lm	30 W	80
	187-0496	LED-48/30W/3000K	1277.3 lm	30 W	80
	187-0497	LED-48/30W/4000K	1277.3 lm	30 W	80
[LB/IW] symmetric linear, wide beam					
	187-0539	LED-48/30W/2700K	3151.9 lm	30 W	80
	187-0007	LED-48/30W/3000K	3151.9 lm	30 W	80
	187-0040	LED-48/30W/4000K	3151.9 lm	30 W	80
[LE] symmetric linear, narrow beam					
	187-0588	LED-48/30W/2700K	1670.5 lm	30 W	80
	187-0500	LED-48/30W/3000K	1670.5 lm	30 W	80
	187-0501	LED-48/30W/4000K	1670.5 lm	30 W	80
[LE/IW] symmetric linear, narrow beam					
	187-0540	LED-48/30W/2700K	3608.9 lm	30 W	80
	187-0011	LED-48/30W/3000K	3608.9 lm	30 W	80
	187-0041	LED-48/30W/4000K	3608.9 lm	30 W	80
[LEE] symmetric linear, very narrow beam					
	187-0538	LED-48/30W/2700K	3210.6 lm	30 W	80
	187-0003	LED-48/30W/3000K	3210.6 lm	30 W	80
	187-0039	LED-48/30W/4000K	3210.6 lm	30 W	80
[LM] symmetric linear, medium beam					
	187-0587	LED-48/30W/2700K	1603.2 lm	30 W	80
	187-0498	LED-48/30W/3000K	1603.2 lm	30 W	80
	187-0499	LED-48/30W/4000K	1603.2 lm	30 W	80
[LM/IW] symmetric linear, medium beam					